



ROMÂNIA  
JUDEȚUL BRĂILA  
PRIMĂRIA ORAȘULUI IANCA

M.F.P. - D.G.R.F.P.  
GALAȚI  
ADMINISTRAȚIA JUDEȚEANĂ A  
FINANȚELOR PUBLICE BRĂILA  
TREZORIER ȘEF  
Registru nr. 37959  
15 02 2017

Ianca, str. Gării nr. 7; tel 0239.668178, 0239 668877; fax 0239-668178, 0239-668395  
www.primaria-ianca.ro, email, [primaria.ianca@yahoo.com](mailto:primaria.ianca@yahoo.com)

Nr. 11211/13-02-2017

Către,  
Direcția Finanțelor Publice Brăila

Vă înaintăm alăturat Darea de seama aferenta trimestrului IV a anului 2016.

PRIMAR,  
FĂNEL GEORGE CHIRIȚĂ



ȘEF BIROU FINANCIAR,  
GEORGIANA TURCU

**BILANT**  
**31.12.2016**


pag.: 1 - lei -

| COD    | DENUMIRE INDICATORI  | SOLD LA<br>INCEPUTUL<br>PERIOADEI | SOLD LA<br>SFARSITUL<br>PERIOADEI |
|--------|--|-----------------------------------|-----------------------------------|
| 01003  | 1.Active fixe necorporale (ct.2030000+2050000+2060000+2080100+2080200+2330000-2800300-2800500-2800800-2900400-2900500-2900800-2930100*)  | 769.760                           | 649.179                           |
| 01004  | 2.Instalatii tehnice, mijloace de transport, animale, plantatii, mobilier, aparatura birotica si alte active corporale (ct.2130100+2130200+2130300+2130400+2140000+2310000-2810300-2810400-2910300-2910400-2930200*)   | 5.799.031                         | 6.075.923                         |
| 01005  | 3.Terenuri si cladiri (ct.2110100+2110200+2120101+2120102+2120201+2120301+2120401+2120501+2120601+2120901+2310000-2810100-2810200-2910100-2910200-2930200)   | 162.248.502                       | 186.155.128                       |
| 01009  | 6.Creante necurente - sume ce urmeaza a fi incasate dupa o perioada mai mare de un an (ct.4110201+4110208+4130200+4280202+4610201+4610209-4910200-4960200) din care:   | 7.349                             | 1.776.991                         |
| 01010  | Creante comerciale necurente - sume ce urmeaza a fi incasate dupa o perioada mai mare de un an (ct.4110201+4110208+4130200+4610201-4910200-4960200)  | 7.349                             | 6.093                             |
| 01015  | 7.TOTAL ACTIVE NECURENTE (rd.03+04+05+06+07+09)  | 168.824.642                       | 194.657.221                       |
| 01019  | 1.Stocuri (ct.3010000+3020100+3020200+3020300+3020400+3020500+3020600+3020700+3020800+3020900+3030100+3030200+3040100+3040200+3050100+3050200+3070000+3090000+3310000+3320000+3410000+3450000+3460000+3470000+3490000+3510100+3510200+3540100+3540500+3540600+3560000+3570000+3580000+3590000+3610000+3710000+3810000+/-3480000+/-3780000-3910000-3920100-3920200-3930000-3940100-3940500-3940600-3950100-3950200-3950300-3950400-3950600-3950700-3950800-3960000-3970000-3980000-4420803) | 2.078.478                         | 2.528.025                         |
| 01021  | Creante din operatiuni comerciale, avansuri si alte decontari (ct.2320000+2340000+4090101+4090102+4110101+4110108+4130100+4180000+4250000+4280102+4610101+4610109+4730109**+4810101+4810102+4810103+4810200+4810300+4810900+4820000+4830000+4890101+4890301-4910100-4960100+5120800) din care:   | 245.848                           | 250.662                           |
| 01022  | Creante comerciale si avansuri (ct.2320000+2340000+4090101+4090102+4110101+4110108+4130100+4180000+4610101-4910100-4960100),din care:  | 185.142                           | 191.544                           |
| 010221 | Avansuri acordate(ct.2320000+2340000+4090101+4090102)  | 22.335                            |                                   |
| 01023  | Creante bugetare (ct.4310100**+4310200**+4310300**+4310400**+4310500**+4310700**+4370100**+4370200**+4370300**+4420400+4420800**+4420802+4440000**+4460000**+4460100**+4460200**+4480200+4610102+4610104+4630000+4640000+4650100+4650200+4660401+4660402+4660500+4660900+4810101**+4810102**+4810103**+4810900**+4820000** -4970000), din care:  | 7.209.691                         | 8.849.344                         |
| 01024  | Creantele bugetului general consolidat (ct.4630000+4640000+4650100+4650200+4660401+4660402+4660500+4660900-4970000)  | 7.209.691                         | 8.849.341                         |
| 01025  | Creante din operatiuni cu fonduri externe nerambursabile si fonduri de la buget (ct.4500100+4500300+4500501+4500502+4500503+4500504+4500505+4500700+4510100+4510300+4510500+4530100+4540100+4540301+4540302+4540501+4540502+4540503+4540504+4550100+4550301+4550302+4550303+4560100+4560303+4560309+4570100+)  |                                   |                                   |

| COD   | DENUMIRE INDICATORI   | SOLD LA<br>INCEPUTUL<br>PERIOADEI | SOLD LA<br>SFARSITUL<br>PERIOADEI |
|-------|---|-----------------------------------|-----------------------------------|
| 01027 | 4570201+4570202+4570203+4570205+4570206+4570209+4570301+<br>4570302+4570309+4580100+4580301+4580302+4610103+4730103**+<br>4740000+4760000), din care:   | 345.453                           | 368.647                           |
| 01030 | Imprumuturi pe termen scurt acordate (ct.2670101+2670102+2670103+<br>2670104+2670105+2670108+2670601+2670602+2670603+2670604+<br>2670605+2670609+4680101+4680102+4680103+4680104+4680105+<br>4680106+4680107+4680108+4680109+4690103+4690105+4690106+<br>4690108+4690109)   | 30.000                            |                                   |
| 01033 | Total creante curente (rd.21+23+25+27)  | 7.830.992                         | 9.468.653                         |
| 01033 | Conturi la trezorerie, casa in lei. (ct.5100000+5120101+5120501+5130101+<br>5130301+5130302+5140101+5140301+5140302+5150101+5150103+5150301<br>+5150500+5150600+5160101+5160301+5160302+5170101+5170301+5170302<br>+5200100+5210100+5210300+5230000+5250101+5250102+5250301+5250302<br>+5250400+5260000+5270000+5280000+5290101+5290201+5290301+5290400<br>+5290901+5310101+5500101+5520000+5550101+5550400+5570101+5580101<br>+5580201+5590101+5600101+5600300+5600401+5610101+5610300+5620101<br>+5620300+5620401+5710100+5710300+5710400+5740101+5740102+5740301<br>+5740302+5740400+5750100+5750300+5750400-7700000)  | 2.660.704                         | 5.093.601                         |
| 01033 | Dobanda de incasat,alte valori,avansuri de trezorerie (ct.5180701+5320100+<br>5320200+5320300+5320400+5320500+5320600+5320800+5420100)  |                                   | 20                                |
| 01035 | Conturi la institutii de credit, BNR, casa in valuta (ct.5110101+5110102+<br>5120102+5120402+5120502+5130102+5130202+5140102+5140202+<br>5150102+5150202+5150302+5160102+5160202+5170102+5170202+<br>5290102+5290202+5290302+5290902+5310402+5410102+5410202+<br>5500102+5550102+5550202+5570202+5580102+5580202+5580302+<br>5580303+5590102+5590202+5600102+5600103+5600402+5610102+<br>5610103+5620102+5620103+5620402)   | 66.978                            | 95.129                            |
| 01040 | Total disponibilitati si alte valori (rd.33+33.1+35+35.1)   | 2.727.682                         | 5.188.750                         |
| 01042 | 6.Cheltuieli in avans (ct.4710000)  | 588.688                           | 544.303                           |
| 01045 | 7.TOTAL ACTIVE CURENTE (rd.19+30+31+40+41+41.1+42)  | 13.225.840                        | 17.729.731                        |
| 01052 | 8.TOTAL ACTIVE (rd.15+45)   | 182.050.482                       | 212.386.952                       |
| 01052 | 1.Sume necurente - sume ce urmeaza a fi platite dupa o perioada<br>mai mare de un an (ct.2690200+4010200+4030200+4040200+<br>4050200+4280201+4620201+4620209+5090000), din care:  | 4.076                             | 2.518                             |
| 01053 | Datorii comerciale (ct.4010200+4030200+4040200+4050200+<br>4620201)   | 1.529                             |                                   |
| 01054 | 2.Imprumuturi pe termen lung (ct.1610200+1620200+1630200+<br>1640200+1650200+1660201+1660202+1660203+1660204+<br>1670201+1670202+1670203+1670208+1670209-1690200)   | 2.348.309                         | 2.156.610                         |
| 01055 | 3.Provizioane (ct.1510201+1510202+1510203+1510204+1510208)  | 597.816                           | 559.988                           |
| 01058 | TOTAL DATORII NECURENTE (rd.52+54+55)   | 2.950.201                         | 2.719.116                         |
| 01060 | 1.Datorii comerciale, avansuri si alte decontari (ct.2690100+4010100+<br>4030100+4040100+4050100+4080000+4190000+4620101+4620109+<br>4730109+4810101+4810102+4810103+4810200+4810300+4810900+<br>4820000+4830000+4890201+5090000+5120800), din care:  | 1.149.203                         | 439.328                           |
| 01060 | Decontari privind incheiere executiei bugetului de stat din anul curent<br>(ct.4890201)   | 515.277                           | 329.497                           |
| 01061 | Datorii comerciale si avansuri (ct.4010100+4030100+4040100+<br>4050100+4080000+4190000+4620101), din care:  | 147.322                           | 109.782                           |
| 01062 | 2.Datorii catre bugete (ct.4310100+4310200+4310300+4310400+4310500+<br>4310700+4370100+4370200+4370300+4400000+4410000+4420300+<br>4420400+4420500+4420600+4420700+4420800+4420900+4421000+4421100+<br>4421200+4421300+4421400+4421500+4421600+4421700+4421800+4421900+<br>4422000+4422100+4422200+4422300+4422400+4422500+4422600+4422700+<br>4422800+4422900+4423000+4423100+4423200+4423300+4423400+4423500+<br>4423600+4423700+4423800+4423900+4424000+4424100+4424200+4424300+<br>4424400+4424500+4424600+4424700+4424800+4424900+4425000+4425100+<br>4425200+4425300+4425400+4425500+4425600+4425700+4425800+4425900+<br>4426000+4426100+4426200+4426300+4426400+4426500+4426600+4426700+<br>4426800+4426900+4427000+4427100+4427200+4427300+4427400+4427500+<br>4427600+4427700+4427800+4427900+4428000+4428100+4428200+4428300+<br>4428400+4428500+4428600+4428700+4428800+4428900+4429000+4429100+<br>4429200+4429300+4429400+4429500+4429600+4429700+4429800+4429900+<br>4430000+4430100+4430200+4430300+4430400+4430500+4430600+4430700+<br>4430800+4430900+4431000+4431100+4431200+4431300+4431400+4431500+<br>4431600+4431700+4431800+4431900+4432000+4432100+4432200+4432300+<br>4432400+4432500+4432600+4432700+4432800+4432900+4433000+4433100+<br>4433200+4433300+4433400+4433500+4433600+4433700+4433800+4433900+<br>4434000+4434100+4434200+4434300+4434400+4434500+4434600+4434700+<br>4434800+4434900+4435000+4435100+4435200+4435300+4435400+4435500+<br>4435600+4435700+4435800+4435900+4436000+4436100+4436200+4436300+<br>4436400+4436500+4436600+4436700+4436800+4436900+4437000+4437100+<br>4437200+4437300+4437400+4437500+4437600+4437700+4437800+4437900+<br>4438000+4438100+4438200+4438300+4438400+4438500+4438600+4438700+<br>4438800+4438900+4439000+4439100+4439200+4439300+4439400+4439500+<br>4439600+4439700+4439800+4439900+4440000+4440100+4440200+4440300+<br>4440400+4440500+4440600+4440700+4440800+4440900+4441000+4441100+<br>4441200+4441300+4441400+4441500+4441600+4441700+4441800+4441900+<br>4442000+4442100+4442200+4442300+4442400+4442500+4442600+4442700+<br>4442800+4442900+4443000+4443100+4443200+4443300+4443400+4443500+<br>4443600+4443700+4443800+4443900+4444000+4444100+4444200+4444300+<br>4444400+4444500+4444600+4444700+4444800+4444900+4445000+4445100+<br>4445200+4445300+4445400+4445500+4445600+4445700+4445800+4445900+<br>4446000+4446100+4446200+4446300+4446400+4446500+4446600+4446700+<br>4446800+4446900+4447000+4447100+4447200+4447300+4447400+4447500+<br>4447600+4447700+4447800+4447900+4448000+4448100+4448200+4448300+<br>4448400+4448500+4448600+4448700+4448800+4448900+4449000+4449100+<br>4449200+4449300+4449400+4449500+4449600+4449700+4449800+4449900+<br>4450000+4450100+4450200+4450300+4450400+4450500+4450600+4450700+<br>4450800+4450900+4451000+4451100+4451200+4451300+4451400+4451500+<br>4451600+4451700+4451800+4451900+4452000+4452100+4452200+4452300+<br>4452400+4452500+4452600+4452700+4452800+4452900+4453000+4453100+<br>4453200+4453300+4453400+4453500+4453600+4453700+4453800+4453900+<br>4454000+4454100+4454200+4454300+4454400+4454500+4454600+4454700+<br>4454800+4454900+4455000+4455100+4455200+4455300+4455400+4455500+<br>4455600+4455700+4455800+4455900+4456000+4456100+4456200+4456300+<br>4456400+4456500+4456600+4456700+4456800+4456900+4457000+4457100+<br>4457200+4457300+4457400+4457500+4457600+4457700+4457800+4457900+<br>4458000+4458100+4458200+4458300+4458400+4458500+4458600+4458700+<br>4458800+4458900+4459000+4459100+4459200+4459300+4459400+4459500+<br>4459600+4459700+4459800+4459900+4460000+4460100+4460200+4460300+<br>4460400+4460500+4460600+4460700+4460800+4460900+4461000+4461100+<br>4461200+4461300+4461400+4461500+4461600+4461700+4461800+4461900+<br>4462000+4462100+4462200+4462300+4462400+4462500+4462600+4462700+<br>4462800+4462900+4463000+4463100+4463200+4463300+4463400+4463500+<br>4463600+4463700+4463800+4463900+4464000+4464100+4464200+4464300+<br>4464400+4464500+4464600+4464700+4464800+4464900+4465000+4465100+<br>4465200+4465300+4465400+4465500+4465600+4465700+4465800+4465900+<br>4466000+4466100+4466200+4466300+4466400+4466500+4466600+4466700+<br>4466800+4466900+4467000+4467100+4467200+4467300+4467400+4467500+<br>4467600+4467700+4467800+4467900+4468000+4468100+4468200+4468300+<br>4468400+4468500+4468600+4468700+4468800+4468900+4469000+4469100+<br>4469200+4469300+4469400+4469500+4469600+4469700+4469800+4469900+<br>4470000+4470100+4470200+4470300+4470400+4470500+4470600+4470700+<br>4470800+4470900+4471000+4471100+4471200+4471300+4471400+4471500+<br>4471600+4471700+4471800+4471900+4472000+4472100+4472200+4472300+<br>4472400+4472500+4472600+4472700+4472800+4472900+4473000+4473100+<br>4473200+4473300+4473400+4473500+4473600+4473700+4473800+4473900+<br>4474000+4474100+4474200+4474300+4474400+4474500+4474600+4474700+<br>4474800+4474900+4475000+4475100+4475200+4475300+4475400+4475500+<br>4475600+4475700+4475800+4475900+4476000+4476100+4476200+4476300+<br>4476400+4476500+4476600+4476700+4476800+4476900+4477000+4477100+<br>4477200+4477300+4477400+4477500+4477600+4477700+4477800+4477900+<br>4478000+4478100+4478200+4478300+4478400+4478500+4478600+4478700+<br>4478800+4478900+4479000+4479100+4479200+4479300+4479400+4479500+<br>4479600+4479700+4479800+4479900+4480000+4480100+4480200+4480300+<br>4480400+4480500+4480600+4480700+4480800+4480900+4481000+4481100+<br>4481200+4481300+4481400+4481500+4481600+4481700+4481800+4481900+<br>4482000+4482100+4482200+4482300+4482400+4482500+4482600+4482700+<br>4482800+4482900+4483000+4483100+4483200+4483300+4483400+4483500+<br>4483600+4483700+4483800+4483900+4484000+4484100+4484200+4484300+<br>4484400+4484500+4484600+4484700+4484800+4484900+4485000+4485100+<br>4485200+4485300+4485400+4485500+4485600+4485700+4485800+4485900+<br>4486000+4486100+4486200+4486300+4486400+4486500+4486600+4486700+<br>4486800+4486900+4487000+4487100+4487200+4487300+4487400+4487500+<br>4487600+4487700+4487800+4487900+4488000+4488100+4488200+4488300+<br>4488400+4488500+4488600+4488700+4488800+4488900+4489000+4489100+<br>4489200+4489300+4489400+4489500+4489600+4489700+4489800+4489900+<br>4490000+4490100+4490200+4490300+4490400+4490500+4490600+4490700+<br>4490800+4490900+4491000+4491100+4491200+4491300+4491400+4491500+<br>4491600+4491700+4491800+4491900+4492000+4492100+4492200+4492300+<br>4492400+4492500+4492600+4492700+4492800+4492900+4493000+4493100+<br>4493200+4493300+4493400+4493500+4493600+4493700+4493800+4493900+<br>4494000+4494100+4494200+4494300+4494400+4494500+4494600+4494700+<br>4494800+4494900+4495000+4495100+4495200+4495300+4495400+4495500+<br>4495600+4495700+4495800+4495900+4496000+4496100+4496200+4496300+<br>4496400+4496500+4496600+4496700+4496800+4496900+4497000+4497100+<br>4497200+4497300+4497400+4497500+4497600+4497700+4497800+4497900+<br>4498000+4498100+4498200+4498300+4498400+4498500+4498600+4498700+<br>4498800+4498900+4499000+4499100+4499200+4499300+4499400+4499500+<br>4499600+4499700+4499800+4499900+4500000+4500100+4500200+4500300+<br>4500400+4500500+4500600+4500700+4500800+4500900+4501000+4501100+<br>4501200+4501300+4501400+4501500+4501600+4501700+4501800+4501900+<br>4502000+4502100+4502200+4502300+4502400+4502500+4502600+4502700+<br>4502800+4502900+4503000+4503100+4503200+4503300+4503400+4503500+<br>4503600+4503700+4503800+4503900+4504000+4504100+4504200+4504300+<br>4504400+4504500+4504600+4504700+4504800+4504900+4505000+4505100+<br>4505200+4505300+4505400+4505500+4505600+4505700+4505800+4505900+<br>4506000+4506100+4506200+4506300+4506400+4506500+4506600+4506700+<br>4506800+4506900+4507000+4507100+4507200+4507300+4507400+4507500+<br>4507600+4507700+4507800+4507900+4508000+4508100+4508200+4508300+<br>4508400+4508500+4508600+4508700+4508800+4508900+4509000+4509100+<br>4509200+4509300+4509400+4509500+4509600+4509700+4509800+4509900+<br>4510000+4510100+4510200+4510300+4510400+4510500+4510600+4510700+<br>4510800+4510900+4511000+4511100+4511200+4511300+4511400+4511500+<br>4511600+4511700+4511800+4511900+4512000+4512100+4512200+4512300+<br>4512400+4512500+4512600+4512700+4512800+4512900+4513000+4513100+<br>4513200+4513300+4513400+4513500+4513600+4513700+4513800+4513900+<br>4514000+4514100+4514200+4514300+4514400+4514500+4514600+4514700+<br>4514800+4514900+4515000+4515100+4515200+4515300+4515400+4515500+<br>4515600+4515700+4515800+4515900+4516000+4516100+4516200+4516300+<br>4516400+4516500+4516600+4516700+4516800+4516900+4517000+4517100+<br>4517200+4517300+4517400+4517500+4517600+4517700+4517800+4517900+<br>4518000+4518100+4518200+4518300+4518400+4518500+4518600+4518700+<br>4518800+4518900+4519000+4519100+4519200+4519300+4519400+4519500+<br>4519600+4519700+4519800+4519900+4520000+4520100+4520200+4520300+<br>4520400+4520500+4520600+4520700+4520800+4520900+4521000+4521100+<br>4521200+4521300+4521400+4521500+4521600+4521700+4521800+4521900+<br>4522000+4522100+4522200+4522300+4522400+4522500+4522600+4522700+<br>4522800+4522900+4523000+4523100+4523200+4523300+4523400+4523500+<br>4523600+4523700+4523800+4523900+4524000+4524100+4524200+4524300+<br>4524400+4524500+4524600+4524700+4524800+4524900+4525000+4525100+<br>4525200+4525300+4525400+4525500+4525600+4525700+4525800+4525900+<br>4526000+4526100+4526200+4526300+4526400+4526500+4526600+4526700+<br>4526800+4526900+4527000+4527100+4527200+4527300+4527400+4527500+<br>4527600+4527700+4527800+4527900+4528000+4528100+4528200+4528300+<br>4528400+4528500+4528 |                                   |                                   |

| COD    | DENUMIRE INDICATORI  | SOLD LA<br>INCEPUTUL<br>PERIOADEI | SOLD LA<br>SFARSITUL<br>PERIOADEI |
|--------|--|-----------------------------------|-----------------------------------|
| 010631 | 4420801+4440000+4460000+4460100+4460200+4480100+4550501+<br>4550502+4550503+4620109+4670100+4670200+4670300+4670400+<br>4670500+4670900+4730109+4810900+4820000),din care:   | 580.148                           | 458.894                           |
| 01065  | Contributii sociale (ct.4310100+4310200+4310300+4310400+4310500+<br>4310700+4370100+4370200+4370300)   | 200.879                           | 206.334                           |
| 01071  | 3.Datorii din operatiuni cu Fonduri externe nerambursabile si fonduri de<br>la buget,alte datorii catre alte organisme internationale (ct.4500200+<br>4500400+4500600+4510200+4510401+4540402+4540409+4510601+<br>4510602+4510603+4510605+4510606+4510609+4520100+4520200+<br>4530200+4540200+4540401+4540402+4540601+4540602+4540603+<br>4550200+4550401+4550402+4550403+4550404+4560400+4580401+<br>4580402+4580501+4580502+4590000+4620103+4730103+4760000) |                                   | 408                               |
| 01072  | 5.Imprumuturi pe termen lung - sume ce urmeaza a fi platite in cursul<br>exercitiului curent (ct.1610100+1620100+1630100+1640100+1650100+<br>1660101+1660102+1660103+1660104+1670101+1670102+1670103+<br>1670108+1670109+1680100+1680200+1680300+1680400+1680500+<br>1680701+1680702+1680703+1680708+1680709-1690100)  | 588.688                           | 544.303                           |
| 01073  | 6.Salariile angajatilor (ct.4210000+4230000+4260000+4270100+4270300+<br>4280101)   | 405.202                           | 438.946                           |
| 01078  | 7.Alte drepturi cuvenite altor categorii de persoane (pensii, indemnizatii de<br>somaj, burse) (ct.4220100+4220200+4240000+4260000+4270200+<br>4270300+4290000+4380000), din care:   | 26.454                            | 30.039                            |
| 01079  | 10.TOTAL DATORII CURENTE (rd.60+62+65+70+71+72+73+74+75)   | 2.749.695                         | 1.911.918                         |
| 01080  | 11.TOTAL DATORII (rd.58+78)  | 5.699.896                         | 4.631.034                         |
| 01084  | 12.ACTIVE NETE = TOTAL ACTIVE - TOTAL DATORII = CAPITALURI<br>PROPRII (rd.80=rd.46-79=rd.90)   | 176.350.586                       | 207.755.918                       |
| 01085  | 1.Rezerve, fonduri (ct.1000000+1010000+1020101+1020102+1020103+<br>1030000+ 1040101+1040102+1040103+1050100+1050200+1050300+<br>1050400+1050500+1060000+1320000+1330000+1390100)   | 88.641.834                        | 162.580.464                       |
| 01090  | 2.Rezultatul reportat (ct.1170000-sold creditor)   | 74.723.317                        | 27.671.523                        |
|        | 4.Rezultatul patrimonial al exercitiului (ct.1210000-sold creditor)  | 12.985.435                        | 17.503.931                        |
|        | 6.TOTAL CAPITALURI PROPRII (rd.84+85-86+87-88)   | 176.350.586                       | 207.755.918                       |

Conducatorul institutiei


Conducatorul compartimentului  
financiar- contabil


CONTUL DE REZULTAT PATRIMONIAL

31.12.2016

pag.: 1 - lei -

| COD   | DENUMIRE INDICATORI   | An precedent | An curent  |
|-------|---|--------------|------------|
| 2002  | 1.Venituri din impozite, taxe, contributi de asigurari si alte venituri ale bugetelor (ct.7300100+7300200+7310100+7310200+7320100+7330000+7340000+7350100+7350200+7350300+7350400+7350500+7350600+7360100+7390000+7450100+7450200+7450300+7450400+7450500+7450900+7460100+7460200+7460300+7460900)  | 19.363.437   | 19.059.402 |
| 2003  | 2.Venituri din activitati economice (ct.7210000+7220000+7510100+7510200+/-7090000)  | 990.372      | 1.067.230  |
| 2004  | 3.Finantari, subventii, transferuri, alocatii bugetare cu destinatie speciala (ct.7510500+7710000+7720100+7720200+7740100+7740200+7750000+7760000+7780000+7790101+7790109)  | 6.781.395    | 12.165.173 |
| 2005  | 4.Alte venituri operationale (ct.7140000+7180000+7500000++7510300+7510400+7810200+7810300+7810401+7810402+7770000)  | 3.462.725    | 3.456.432  |
| 2006  | TOTAL VENITURI OPERATIONALE (rd.02+03+04+05)  | 30.597.929   | 35.748.237 |
| 2007  | 1.Salarii si contributiile sociale aferente angajatilor (ct.6410000+6420000+6450100+6450200+6450300+6450400+6450500+6450600+6450800+6460000+6470000)  | 9.286.781    | 9.335.104  |
| 2009  | 2.Subventii si transferuri (ct.6700000+6710000+6720000+6730000+6740000+6750000+6760000+6770000+6780000+6790000)   | 1.434.838    | 1.984.156  |
| 2010  | 3.Stocuri, consumabile, lucrari si servicii executate de terti (ct.6010000+6020100+6020200+6020300+6020400+6020500+6020600+6020700+6020800+6020900+6030000+6060000+6070000+6080000+6090000+6100000+6110000+6120000+6130000+6140000+6220000+6230000+6240100+6240200+6260000+6270000+6280000+6290100) | 4.950.346    | 4.084.539  |
| 2011  | 4.Cheltuieli de capital, amortizari si provizioane (ct.6290200+6810100+6810200+6810300+6810401+6810402+6820101+6820109+6820200+6890100+6890200)   | 1.289.208    | 2.124.825  |
| 2012  | 5. Alte cheltuieli operationale (ct.6350000+6350100+6540000+6580101+6580109)  | 16.961.173   | 17.885.337 |
| 2013  | TOTAL CHELTUIELI OPERATIONALE (rd.08+09+10+11+12)   | 13.636.756   | 17.862.900 |
| 2015  | - EXCEDENT (rd.06-rd.13)  |              |            |
| 2017  | IV.VENITURI FINANCIARE (ct.7630000+7640000+7650100+7650200+7660000+7670000+7680000+7690000+7860300+7860400)   | 2            |            |
| 2018  | V. CHELTUIELI FINANCIARE (ct.6630000+6640000+6650100+6650200+6660000+6670000+6680000+6690000+6860300+6860400+6860800)   | 160.424      | 44.385     |
| 2021  | - DEFICIT (rd.18-rd.17)   | 160.422      | 44.385     |
| 2023  | - EXCEDENT (rd.15+20-16-21)   | 13.476.334   | 17.818.515 |
| 2025  | VIII. VENITURI EXTRAORDINARE (ct.7910000)   | 24.378       | 14.913     |
| 2028  | - EXCEDENT (rd.25-rd.26)  | 24.378       | 14.913     |
| 20292 | - EXCEDENT (rd.23+28-24-29)   | 13.500.712   | 17.833.428 |
| 2031  | - EXCEDENT (rd.29.2-29.4)   | 13.500.712   | 17.833.428 |

Conducatorul institutiei

Conducatorul compartimentului financiar- contabil

| OD   | DENUMIRE INDICATORI  | Total       | Casa ct. 5310101 | Buget de stat ct. 5200100/7700000 | Buget local ct. 5210100/7700000 | Buget asigurari sociale de stat ct. 5250101+5250102/7700000 | Buget asigurari pentru somaj ct. 5740101+5740102/7700000 | Buget Fond national unic de asiguarari sociale de sanatate ct. 5710100/7700000 | Buget Fond pentru mediu ct. 5750100/7700000 | Buget trezoreria statului ct. 5240100/7700000 | Buget institutiilor publice finanțate integral din venituri proprii ct. 5600101/7700000 | Buget institutiilor publice finanțate din venituri proprii si subventii ct. 5610101/7700000 | Buget activitati finantate din venituri proprii si buget activitati de privatizare ct. 5620101/7700000 | Buget imprumuturi interne si externe ct. 5130101+5140101+5160101+5170101/7700000 | Buget fonduri externe nerambursabile (sursa D) ct. 5150103/7700000 | Alte disponibilitati (ct.5XX) |        |
|------|--|-------------|------------------|-----------------------------------|---------------------------------|---|--|--|---|---|---|---|--|--|--|-------------------------------|--------|
| 302  | 1. Incasari  | 36.888.604  | 5.018.446        |                                   | 29.568.854                      |   |  |  |   |   | 1.166.606   | 851.602   | 206.840  |  |  | 76.256                        |        |
| 303  | 2. Plati   | 21.029.992  | 5.018.446        | 329.497                           | 13.789.482                      |   |  |  |   |   | 1.161.600   | 851.602   | 143.597  |  |  | 65.265                        |        |
| 304  | 3. Numerar net din activitatea operationala (rd.02-rd.03)  | 15.858.612  |                  | -329.497                          | 15.779.372                      |   |  |  |   |   | 5.006   |   | 63.243   |  |  | 10.991                        |        |
| 306  | 1. Incasari  | 14.913      |                  |                                   | 14.913                          |   |  |  |   |   |   |   |  |  |  |                               |        |
| 307  | 2. Plati   | 13.170.028  |                  |                                   | 12.672.804                      |   |  |  |   |   |   |   | 497.824  |  |  |                               |        |
| 308  | 3. Numerar net din activitatea de investitii (rd.06-07)  | -13.155.715 |                  |                                   | -12.657.891                     |   |  |  |   |   |   |   | -497.824   |  |  |                               |        |
| 311  | 2. Plati   | 270.000     |                  |                                   | 270.000                         |   |  |  |   |   |   |   |  |  |  |                               |        |
| 312  | 3. Numerar net din activitatea de finantare (rd.10-rd.11)  | -270.000    |                  |                                   | -270.000                        |   |  |  |   |   |   |   |  |  |  |                               |        |
| 313  | IV.CRESTEREA (DESCRESTEREA) NETA DE NUMERAR SI ECHIVALENT DE NUMERAR (rd.04+rd.08+rd.12)   | 2.432.897   |                  | -329.497                          | 2.851.481                       |   |  |  |   |   | 5.006   |   | -434.581   |  |  | 10.991                        |        |
| 314  | V. NUMERAR SI ECHIVALENT DE NUMERAR LA INCEPUTUL ANULUI  | 2.660.704   |                  |                                   | 1.810.222                       |   |  |  |   |   | 34.567  |   | 780.245  |  |  | 45.670                        |        |
| 3141 | -sume recuperate din excedentul anului precedent/sume virate din fondul spitalului in excedent**   | 1.361.675   |                  |                                   | 863.851                         |   |  |  |   |   |   |   | 497.824  |  |  |                               |        |
| 3142 | -sume utilizate din excedentul anului precedent/sume transferate din excedent la bugetul local/sume transferate din excedent pentru constituirea de depozite in trezorerie** | 1.361.675   |                  |                                   | 863.851                         |   |  |  |   |   |   |   | 497.824  |  |  |                               |        |
| 315  | VI.NUMERAR SI ECHIVALENT DE NUMERAR LA SFARSITUL PERIOADEI (rd.13+rd.14+rd.14.1-rd.14.2-rd.14.3)   | 5.999.600   |                  | -329.497                          | 4.661.703                       |   |  |  |   |   | 29.573  |   | 345.664  |  |  |                               | 56.661 |

Conducatorul compartimentului financiar-contabil

Conducatorul institutiei

Viza trezoreriei



*[Handwritten signature]*

SITUATIA FLUXURILOR DE TREZORERIE

31.12.2016

pag.: 1 - lei -

| COD  | DENUMIRE INDICATORI  | Total   | Casa in valuta | Alte disponibilitati |
|------|--|---------|----------------|----------------------|
| 4002 | 1. Incasari  | 300.561 |                | 300.561              |
| 4003 | 2. Plati   | 272.410 |                | 272.410              |
| 4004 | 3. Numerar net din activitatea operationala (rd.02-rd.03)                                | 28.151  |                | 28.151               |
| 4013 | IV CRESTEREA (DESCRESTEREA) NETA DE NUMERAR SI ECHIVALENT DE NUMERAR (rd.04+rd.08+rd.12) | 28.151  |                | 28.151               |
| 4014 | V NUMERAR SI ECHIVALENT DE NUMERAR LA INCEPUTUL PERIOADEI                                | 66.978  |                | 66.978               |
| 4017 | VI NUMERAR SI ECHIVALENT DE NUMERAR LA FINELE PERIOADEI(rd.13+14+15-16)                  | 95.129  |                | 95.129               |

Conducatorul institutiei

The stamp contains the following text: ROMANIA, Județul Iași, Oraș Iași, C.I.F. 4374534.

Conducatorul compartimentului financiar- contabil




## DISPONIBIL DIN MIJLOACE CU DESTINATIE SPECIALA

31.12.2016

- lei -

| DENUMRE INDICATORI   | COD   | DISPONIBIL<br>LA INCEPUTUL<br>ANULUI | INCASARI | PLATI | DISPONIBIL<br>LA SFARSITUL<br>PERIOADEI |
|--|-------|--------------------------------------|----------|-------|---|
| OTAL (rd.02 la 15)   | 05001 | 20.703                               | 1.299    | 969   | 21.033                                  |
| Garantii materiale retinute gestionarilor<br>conform Legii nr.22/1969<br>(ct.5500101,ct.5500102/analitice distincte) | 05003 | 20.703                               | 1.299    | 969   | 21.033                                  |

Conducatorul institutiei,

Conducatorul compartimentului  
financiar-contabil



Situatia activelor si datoriilor institutiilor publice  
din administratia locala  
31.12.2016

| COD   | DENUMIRE INDICATORI  | Sold la inceputul anului | Sold la sfarsitul perioadei |
|-------|--|--------------------------|-----------------------------|
| 8005  | Disponibilitati in lei ale institutiilor publice locale si ale institutiilor publice de subordonare locala, la trezorerii (ct.5100000+5120101+5120501+5150101+5150103+5150500+5150600+5160101+5160301+5160302+5170101+5170301+5170302+5210100+5210300+5280000+5290201+5290301+5290400+5290901+5500101+ 5520000+5550101+5570101+5580101+5580201+5600101+5600300+5610101+5610300+5620101+5620300-7700000), din care: | 2.660.704                | 5.093.601                   |
| 80051 | Disponibilitati in lei din imprumuturi interne si externe contractate de autoritatile administratiei publice locale (ct.5160101)   | 44.275                   | 74.096                      |
| 8008  | Total (in baze cash) (rd.04+05)  | 2.660.704                | 5.093.601                   |
| 8010  | Total (in baze accrual)(rd.08+09)  | 2.660.704                | 5.093.601                   |
| 8022  | Avansuri de trezorerie, acordate in lei (ct.5420100)   |                          | 20                          |
| 803   | Disponibilitati ale institutiilor publice locale si ale institutiilor de subordonare locala la institutiile de credit rezidente (ct.5110101+5110102+5120102+5120402+5120502+5150102+5150202+5160102+5160202+5170102+5170202+5290202+5290302+5290902+5500102+5550102+5550202+5570202+5580102+5580302+5600102+5600103+5610102+5610103+5620102+5620103), din care:  | 66.978                   | 95.129                      |
| 8036  | Total (in baze cash) (rd.32+35)  | 66.978                   | 95.129                      |
| 8038  | Total (in baze accrual) (rd.36+37)   | 66.978                   | 95.129                      |
| 8051  | Disponibilitati ale institutiilor publice aflate la alti rezidenti (terti) (ct.4610109+4610209+2670108+2670208)  |                          | 14.316                      |
| 8052  | Total (in baze cash) (rd.51)   |                          | 14.316                      |
| 8157  | Creante comerciale necurente legale de livrari de bunuri si servicii de catre autoritatile locale sau de institutii subordonate acestora (ct.4110201+4110208+4130200+4610201-4910200-4960200) Total (rd.158+159+160+164) din care:   | 7.349                    | 6.093                       |
| 8159  | - de la societati nefinanciare (S11),  | 7.349                    | 6.093                       |
| 8165  | Creante comerciale curente legate de livrari de bunuri si servicii de catre autoritatile locale sau de institutii subordonate acestora(ct.2320000+2340000+4090101+4090102+4110101+4110108+4130100+4180000+4610101-4910100-4960100) Total(rd.166+167+168+172)din care de la:  | 185.142                  | 191.544                     |
| 8167  | -de la societati nefinanciare (S11)  | 185.142                  | 191.544                     |
| 8176  | 1.Creante ale bugetului local (ct.4640000-4970000). Total (rd.177+178+179+183), din care:  | 7.209.691                | 8.849.341                   |
| 8177  | - de la gospodariile populatie (S14)   | 7.209.691                | 8.849.341                   |
| 8185  | Total creante (rd.176+184)   | 7.209.691                | 8.849.341                   |
| 8191  | Sume de primit de la Autoritatea de Certificare / Autoritatile de Management / Agentiile de Plati - FONDURI EXTERNE NERAMBURSABILE POSTADERARE (ct.4580301)  | 345.453                  | 368.647                     |
| 8203  | 1.Sume datorate tertilor reprezentand garantii si cautiuni aflate in conturile institutiilor publice (ct.4280101+4280201+4620101+4620109).Total (rd.204+205+206), din care:  | 20.703                   | 9.684                       |
| 8204  | - salariatilor (gospodariile populatiei)(S143)   | 20.703                   | 9.684                       |
| 8262  | Credite pe termen scurt contractate de autoritatile locale si institutii din subordinea acestora (ct.1620100+1630100+1670101+1670103+ 1670109+5190101+5190102+5190106+5190180). Total (rd.263+264+265+265.1), din care acordate de:  | 588.688                  | 544.303                     |
| 8263  | - Societati care accepta depozite, exclusiv banca centrala (S122)  | 588.688                  | 544.303                     |
| 8268  | Total(in baze cash)(rd.262+266+267+267.1)  | 588.688                  | 544.303                     |
| 8275  | Total (in baze accrual) (cash+dobanzi) (rd.268+274)  | 588.688                  | 544.303                     |

| COD   | DENUMIRE INDICATORI   | Sold la inceputul anului | Sold la sfarsitul perioadei |
|-------|---|--------------------------|-----------------------------|
| 8286  | Credite pe termen lung primite (contractate, garantate, asimilate, etc) de institutiile publice locale (ct.1620200+1630200+1670201+1670202+1670203+1670209). Total (rd.287+288+289+289.1) din care acordate de: | 2.348.309                | 2.156.610                   |
| 8287  | - Societati care accepta depozite, exclusiv banca centrala (S122)   | 2.348.309                | 2.156.610                   |
| 8290  | Total (in baze cash)(rd.286)  | 2.348.309                | 2.156.610                   |
| 8312  | Datorii comerciale necurente legale de livrari de bunuri si servicii (ct.4010200+4030200+4040200+4050200+4620201). Total (rd.313+314+318+319), din care catre:  | 1.529                    |                             |
| 8313  | - Societati nefinanciare(S11)   | 1.529                    |                             |
| 8320  | Datorii comerciale curente legate de livrari de bunuri si servicii (ct.4010100+4030100+4040100+4050100+4080000+4190000+4620101). Total (rd.321+322+326+327) din care catre:                                     | 147.322                  | 109.782                     |
| 8321  | -Societati nefinanciare (S11)   | 147.322                  | 109.782                     |
| 8331  | Datoriile institutiilor publice din administratia locala catre bugete (ct.4420300+4310100+4310200+4310300+4310400+4310500+4310700+4370100+4370200+4370300+4420801+4440000+4460000+4460100+4460200+4480100)      | 307.561                  | 310.617                     |
| 8332  | Salariile angajatilor (ct.4210000+4230000+4260000+4270100+4270300+4280101)  | 405.202                  | 438.946                     |
| 8333  | Alte drepturi cuvenite altor categorii de persoane (ct.4260000+4270200+4270300+4290000+4380000)   | 26.454                   | 30.039                      |
| 8335  | Total (rd.331+332+333+334)  | 739.217                  | 779.602                     |
| 83421 | Provizioane necurente (ct.1510201+1510202+1510203+1510204+1510208), din care:   | 597.816                  | 559.988                     |
| 83423 | Provizioane necurente, constituite conform OUG71/2009 si OG17/2012 reprezentand drepturi salariale castigate in instanta (ct.1510203)   | 597.816                  | 559.988                     |

Conducatorul institutiei




ROMANIA  
Jud. Braila  
CJF 407/591  
Oras Ianca

Conducatorul compartimentului financiar- contabil




Situatia unor indicatori referitori la protectia copilului  
si a persoanelor cu handicap

31.12.2016

pag.: 1

| COD   | DENUMIRE   | NUMAR |
|-------|--|-------|
| 08007 | Asistenti personali pentru persoanele cu handicap        | 46    |
| 08008 | Indemnizatii lunare alocate persoanelor cu handicap grav | 33    |

Conducatorul institutiei

Conducatorul compartimentului  
financiar- contabil

VENITURILE SI CHELTUIELILE BUGETELOR  
LOCALE PE UNITATI ADMINISTRATIVE TERITORIALE

31.12.2016

- lei -

| Denumire Indicatori   | Cod Indicator | Nr. rand | Prevederi Anuale | Realizat   |
|---|---------------|----------|------------------|------------|
| A   | B             | C        | 1                | 2          |
| II.ORASE  | 000102        | 24029    |                  |            |
| VENITURI TOTAL  |               |          | 30.244.930       | 29.583.767 |
| Venituri proprii  | 4990          | 24030    | 10.004.110       | 9.412.686  |
| 1.Venituri curente, din care:   | 000202        | 24031    | 20.451.110       | 19.765.662 |
| a) Cote si sume defalcate din impozitul pe venit  | 0402          | 24032    |                  |            |
| -cote defalcate din impozitul pe venit  | 040201        | 24033    | 4.422.000        | 4.702.197  |
| -Sume alocate din cotele defalcate din impozitul pe venit pentru echilibrarea bugetelor locale  | 040204        | 24034    |                  |            |
|   |               |          | 1.548.000        | 1.548.000  |
| b) Sume defalcate din taxa pe valoarea adaugata   | 1102          | 24035    | 9.435.000        | 9.415.010  |
| -sume defalcate din taxa pe valoarea adaugata pentru finantarea cheltuielilor descentralizate la nivelul comunelor, oraselor,municipiilor si sectoarelor Municipiului Bucuresti | 110202        | 24037    |                  |            |
|   |               |          | 7.229.000        | 7.209.010  |
| -sume defalcate din taxa pe valoarea adaugata pentru drumuri  | 110205        | 24039    | 395.000          | 395.000    |
| -sume defalcate din taxa pe valoarea adaugata pentru echilibrarea bugetelor locale  | 110206        | 24040    |                  |            |
|   |               |          | 1.811.000        | 1.811.000  |
| c) Transferuri voluntare, altele decat subventiile  | 3702          | 24042    | 1.042.000        | 982.745    |
| -donatii si sponsorizari  | 370201        | 24043    | 42.000           | 42.000     |
| alte transferuri voluntare  | 370250        | 24044    | 1.000.000        | 940.744    |
| 2. Venituri din capital   | 390002        | 24045    |                  | 14.913     |
| 3. Incasari din rambursarea imprumuturilor acordate,din care:   | 4002          | 24046    |                  |            |
|   |               |          | 30.000           | 29.866     |
| -Incasari din rambursarea altor imprumuturi acordate  | 400250        | 240494   |                  |            |
|   |               |          | 30.000           | 29.866     |
| 4. Subventii de la alte nivele ale administratiei publice   | 420002        | 24050    |                  |            |
|   |               |          | 9.763.820        | 9.756.277  |
| -subventii de la bugetul de stat  | 4202          | 24051    | 9.737.960        | 9.730.417  |
| -subventii de la alte administratii   | 4302          | 24052    | 25.860           | 25.860     |
| 5.Sume primite de la UE/alti donatori in contul platilor efectuate si prefinantari  | 4502          | 240521   |                  | 17.049     |
| CHELTUIELI TOTAL  | 5002          | 24053    | 32.084.930       | 26.732.286 |
| Excedent  | 9802          | 24054    |                  | 2.851.481  |
| Deficit   | 9902          | 24055    | -1.840.000       |            |
| CORELATII   | 000102        | 24112    |                  |            |
| VENITURI TOTAL  |               |          | 30.244.930       | 29.583.767 |
| Venituri proprii  | 4990          | 24113    | 10.004.110       | 9.412.686  |
| 1.Venituri curente, din care:   | 000202        | 24114    | 20.451.110       | 19.765.662 |
| a) Cote si sume defalcate din impozitul   | 0402          | 24115    |                  |            |

**VENITURILE SI CHELTUIELILE BUCUREȘTI  
LOCALE PE UNITATI ADMINISTRATIV TERITORIALE**

31.12.2016

- lei -

| Denumire Indicatori  | Cod Indicator | Nr. rand     | Prevederi Anuale  | Realizat          |
|--|---------------|--------------|-------------------|-------------------|
| A  | B             | C            | 1                 | 2                 |
| pe venit   |               |              | 4.422.000         | 4.702.197         |
| -cote defalcate din impozitul pe venit   | 040201        | 24116        | 2.874.000         | 3.154.197         |
| -sume alocate din cotele defalcate din impozitul pe venit pentru echilibrarea bugetelor locale   | 040204        | 24117        |                   |                   |
|  |               |              | 1.548.000         | 1.548.000         |
| b) Sume defalcate din taxa pe valoarea adaugata  | 1102          | 24118        |                   |                   |
| -sume defalcate din taxa pe valoarea adaugata pentru finantarea cheltuielilor descentralizate la nivelul comunelor, oraselor, municipiilor si sectoarelor Municipiului Bucuresti | 110202        | 24120        |                   |                   |
|  |               |              | 7.229.000         | 7.209.010         |
| -sume defalcate din taxa pe valoarea adaugata pentru drumuri   | 110205        | 24122        | 395.000           | 395.000           |
| -sume defalcate din taxa pe valoarea adaugata pentru echilibrarea bugetelor locale   | 110206        | 24123        |                   |                   |
|  |               |              | 1.811.000         | 1.811.000         |
| e) Transferuri voluntare, altele decat subventiile   | 3702          | 24125        | 1.042.000         | 982.745           |
| -donatii si sponsorizari   | 370201        | 24126        | 42.000            | 42.000            |
| -alte transferuri voluntare  | 370250        | 24127        | 1.000.000         | 940.744           |
| 2. Venituri din capital  | 390002        | 24128        |                   | 14.913            |
| 3. Incasari din rambursarea imprumuturilor acordate, din care:   | 4002          | 24129        |                   |                   |
|  |               |              | 30.000            | 29.866            |
| -Incasari din rambursarea altor imprumuturi acordate   | 400250        | 241324       |                   |                   |
|  |               |              | 30.000            | 29.866            |
| 4. Subventii de la alte nivele ale administratiei publice  | 420002        | 24133        |                   |                   |
|  |               |              | 9.763.820         | 9.756.277         |
| -subventii de la bugetul de stat   | 4202          | 24134        | 9.737.960         | 9.730.417         |
| -subventii de la alte administratii  | 4302          | 24135        | 25.860            | 25.860            |
| 5. Sume primite de la UE/alti donatori in contul platilor efectuate si prefinantari  | 4502          | 241351       |                   | 17.049            |
| <b>CHELTUIELI TOTAL</b>  | <b>5002</b>   | <b>24136</b> | <b>32.084.930</b> | <b>26.732.286</b> |
| Excedent   | 9802          | 24137        |                   | 2.851.481         |
| Deficit  | 9902          | 24138        | -1.840.000        |                   |

Conducatorul institutiei



Conducatorul compartimentului  
financiar-contabil

**Situatia modificarilor in structura  
activelor nete/capitalurilor  
31.12.2016**

Anexa 34

pag.: 1 -lei-

| Denumirea elementului<br>de capital   | Cod   | Sold la<br>inceputul<br>anului | Cresteri   | Reduceri   | Sold la<br>sfarsitul<br>anului |
|---|-------|--------------------------------|------------|------------|--------------------------------|
| A   | B     | 1                              | 2          | 3          | 4                              |
| Fondul bunurilor care alcatuiesc domeniul public al unitatilor administrativ-teritoriale (ct.1030000) | 25004 | 77.035.361                     | 67.572.631 | 5.279.207  | 139.328.785                    |
| Fondul bunurilor care alcatuiesc domeniul privat al unitatilor administrativ-teritoriale (ct.1040101) | 25005 | 8.327.924                      | 14.907.318 |            | 23.235.242                     |
| Rezerva din reevaluare (ct.10100,1050200,1050300,1050400,1050500)                                     | 25006 | 3.278.549                      | 3.321.729  | 6.583.841  | 16.437                         |
| Rezultatul reportat (ct.1170000 - sold creditor)  | 25017 | 74.723.317                     | 30.920.462 | 77.972.256 | 27.671.523                     |
| Rezultatul patrimonial al exercitiului (ct.1210000 - sold creditor)                                   | 25019 | 12.985.435                     | 35.881.703 | 31.363.207 | 17.503.931                     |
| Total capitaluri proprii(rd.01 la 17 - rd.18+rd.19-rd.20)   | 25021 | 176.350.586                    |            |            | 207.755.918                    |

SITUATIA ACTIVELOR FIXE AMORTIZABILE  
31.12.2016

Anexa 35a - lei -

| DENUMIREA ACTIVELOR<br>FIXE   | Cod      | Existent la<br>31.12.2016 |          | SOLD LA<br>INCEPUTUL<br>ANULUI | CRESTERI           |                                   |                                  |                  |   | alte<br>cai |
|---|----------|---------------------------|----------|--------------------------------|--------------------|-----------------------------------|----------------------------------|------------------|---|-------------|
|   |          | 1                         | 2        |                                | 3                  | TOTAL<br>din care:<br>4=5+6+7+8+9 | 5<br>diferente din<br>reevaluare | 6<br>achizitii*) | 7<br>transferuri/<br>primite<br>cu titlu<br>gratuit |             |
| <b>A</b>  | <b>B</b> | <b>1</b>                  | <b>2</b> | <b>3</b>                       | <b>4=5+6+7+8+9</b> | <b>5</b>                          | <b>6</b>                         | <b>7</b>         | <b>8</b>  | <b>9</b>    |
| ACTIVE FIXE NECORPORALE   | 002      |                           |          | 610.880                        | 65.987             |                                   |                                  |                  |   | 65.987      |
| restituii de dezvoltare (ct.2030000)  | 003      |                           |          | 2.269                          |                    |                                   |                                  |                  |   |             |
| concesiuni,brevete,licente,marci<br>comerciale,drepturi si active<br>imobiliare (ct.2050000)                            | 004      |                           |          | 112.422                        | 239.770            |                                   |                                  |                  |   | 239.770     |
| alte active fixe necorporale(ct.2080100,2080200)  | 005      |                           |          | 725.571                        | 305.757            |                                   |                                  |                  |   | 305.757     |
| TOTAL   | 008      |                           |          | 16.218.825                     |                    |                                   |                                  |                  |   |             |
| construcții (ct.212) din care:  | 016      |                           |          | 16.218.825                     |                    |                                   |                                  |                  |   |             |
| alte active fixe incadrate in grupa constructii<br>(ct.2120901),din care:   | 017      |                           |          |                                |                    |                                   |                                  |                  |   |             |
| statiile tehnice,mijloace de transport,<br>imobiliare si plantatii (ct.2130100,2130200,<br>2130300,2130400)             | 018      |                           |          | 4.510.873                      | 1.361.361          |                                   |                                  |                  |   | 1.361.361   |
| mobiliile,aparatura birou,echipamente<br>de protectie a valorilor umane si mate-<br>riale si alte active fixe corporale | 019      |                           |          | 2.258.599                      | 253.886            |                                   | 30.954                           |                  |   | 222.932     |
| TOTAL   | 020      |                           |          | 22.988.297                     | 1.615.247          |                                   | 30.954                           |                  |   | 1.584.293   |
| TOTAL ACTIVE FIXE   |          |                           |          | 23.713.868                     | 1.921.004          |                                   | 30.954                           |                  |   | 1.890.050   |







| DENUMIREA ACTIVELOR<br>FIXE                   | C.od     | REDUCERI           |            |             |                         |             |             | SOLD LA<br>SFARSITUL<br>ANULUI | Valoarea aferenta activelor fixe neamortizabile |    |    |    |                         |   |   |   |   |   |
|---|----------|--------------------|------------|-------------|-------------------------|-------------|-------------|--------------------------------|---|----|----|----|-------------------------|---|---|---|---|---|
|   |          | TOTAL<br>din care: | Reevaluare | dezmembrari | transferuri/<br>vanzari | alte<br>cai | 12          |                                | 13  | 14 | 15 | 16 | 17=18+19+20+21+22+23+24 | Fondul<br>activelor fixe<br>necorporale<br>ct.1000000 | Domeniul<br>public al<br>statului<br>ct.1010000 | Domeniul<br>privat al<br>statului<br>ct.1020101 | Proprietatea<br>privata a<br>institutiilor<br>publice<br>ct.1020102 | Domeniul<br>public al<br>U.A.T.<br>ct.1030000 |
| <b>A</b>                                      | <b>B</b> | 11+12+13+14+15+16  | 12         | 13          | 14                      | 15          | 16          | 17=18+19+20+21+22+23+24        | 18  | 19 | 20 | 21 | 22                      | 23  | 24  |   |   |   |
| ve fixe necorporale in curs de ex-            | 003      | 120.580            |            |             |                         |             | 120.580     |                                |   |    |    |    |                         |   |   |   |   |   |
| 3 (ct.2330000)                                |          |                    |            |             |                         |             | 120.580     |                                |   |    |    |    |                         |   |   |   |   |   |
| TAL   | 004      | 120.580            |            |             |                         |             |             |                                |   |    |    |    |                         |   |   |   |   |   |
| TIVE FIXE CORPORALE                           | 006      |                    |            |             |                         |             |             |                                |   |    |    |    |                         |   |   |   |   |   |
| anajari la terenuri (ct.2110200)              | 007      | 6.125              |            |             |                         |             | 6.125       |                                |   |    |    |    |                         |   |   |   |   |   |
| anuri (ct.2110100)                            | 008      | 5.685.731          |            | 652.312     | 263.248                 |             | 4.770.171   |                                |   |    |    |    |                         |   |   |   |   |   |
| structii (ct.212) din care:                   | 016      | 5.685.731          |            | 652.312     | 263.248                 |             | 4.770.171   |                                |   |    |    |    |                         |   |   |   |   |   |
| active fixe incadrate in grupa constructiilor | 017      |                    |            |             |                         |             |             |                                |   |    |    |    |                         |   |   |   |   |   |
| 120901)                                       |          |                    |            |             |                         |             |             |                                |   |    |    |    |                         |   |   |   |   |   |
| alati tehnice, mijloace de transport,         | 018      | 846.578            |            | 846.578     |                         |             |             |                                |   |    |    |    |                         |   |   |   |   |   |
| nale si plantatii (ct.2130100+2130200+        |          |                    |            |             |                         |             |             |                                |   |    |    |    |                         |   |   |   |   |   |
| 0300+2130400)                                 |          |                    |            |             |                         |             |             |                                |   |    |    |    |                         |   |   |   |   |   |
| tiler, aparatura biroul, echipamente          |          |                    |            |             |                         |             |             |                                |   |    |    |    |                         |   |   |   |   |   |
| protectie a valorilor umane si mate-          |          |                    |            |             |                         |             |             |                                |   |    |    |    |                         |   |   |   |   |   |
| si alte active fixe corporale                 |          |                    |            |             |                         |             |             |                                |   |    |    |    |                         |   |   |   |   |   |
| 140000)                                       | 019      | 20.016             |            | 20.016      |                         |             |             |                                |   |    |    |    |                         |   |   |   |   |   |
| ve fixe corporale in curs de exe-             |          |                    |            |             |                         |             |             |                                |   |    |    |    |                         |   |   |   |   |   |
| 3 (ct.2310000)                                |          |                    |            |             |                         |             |             |                                |   |    |    |    |                         |   |   |   |   |   |
| TAL   | 021      | 51.793.984         |            | 209.991     | 263.248                 |             | 51.583.993  |                                |   |    |    |    |                         |   |   |   |   |   |
| 3 (ct.2310000)                                |          |                    |            |             |                         |             | 56.360.289  |                                |   |    |    |    |                         |   |   |   |   |   |
| TAL ACTIVE FIXE                               | 022      | 58.473.014         |            | 1.728.897   | 263.248                 |             | 56.480.869  |                                |   |    |    |    |                         |   |   |   |   |   |
|   |          |                    |            | 1.728.897   | 263.248                 |             | 186.112.028 |                                |   |    |    |    |                         |   |   |   |   |   |

Conducatorul compartimentului  
financiar-contabil

Conducatorul institutiei



## Situatia platilor efectuate si a sumelor declarate pentru cota-parte aferenta cheltuielilor finantate din FEN postaderare

31.12.2016

Pag.: 1 - lei.

| Cod indicator | Denumirea programului cu finantare UE                                     | Plati efectuate de la titlul 56 si 58 | din care:   |    | Sume in curs de solicitare la rambursare aferente cheltuielilor efectuate in anul curent | Sume solicitate la rambursare aferenta cheltuielilor efectuate in anul curent | Sume solicitate la rambursare aferente cheltuielilor efectuate in anul curent aflate in curs de autorizare | Sume rambursate aferente cheltuielilor efectuate in anul curent | Sume neautorizate de management aferente cheltuielilor efectuate in anul curent | Prefinantare dedusa din sumele solicitate la rambursare aferente cheltuielilor efectuate in anul curent | Sume rezultate din nereguli aferente cheltuielilor efectuate in anul curent si ani precedenti | din care: |    |
|---------------|---|---------------------------------------|---|----|--|---|--|---|---|---|---|-----------|----|
|               |   |                                       | Plati efectuate pentru cota-parte FEN (a liniei 02) | 02 |  |   |  |   |   |   |   | 03        | 04 |
| 15002         | A   | 29.866                                | 01  | 02 | 03   | 04  | 05   | 06  | 07  | 08  | 09  | 10        |    |
| 15040         | Programe din Fondul Social European (FSE) (5602)<br>Total (cod01 la 39.3) | 29.866                                |   |    |  |   |  |   |   |   |   |           |    |

Conducatorul institutiei

Conducatorul compartimentului financiar- contabil




**Situatia platilor efectuate**  
**din fonduri externe nerambursabile (FEN) postaderare (titlul 56 si titlul 58) la data de**  
**31.12.2016**

Pag.: 1 - lei -

| Denumirea sursei de finantare                                | Buget de stat (s 01-stat) | Buget local (s 02-local) | Bugetul asigurarilor sociale de stat (s 03-bass) | Bugetul asigurarilor pentru somaj (s 04-somaj) | Bugetul fondului national unic de asigurari sociale de sanatate (s05-sanatate) | Bugetul institutiilor publice si activitatilor finantate integral sau partial din venituri proprii (s10-local) | Bugetul fondurilor externe nerambursabile (s08-stat+local) | Bugetul creditelor externe (s06-stat+local) | Bugetul creditelor interne (s07-stat+local) | Bugetul institutiilor publice si activitatilor finantate integral sau partial din venituri proprii (s20-stat+asigurari+autonome) | Bugetul institutiilor publice si activitatilor finantate integral din venituri proprii (s10-stat+autonome) |
|--|---------------------------|--------------------------|--|--|--|--|--|---|---|--|--|
|  | 01                        | 02                       | 03   | 04   | 05   | 06   | 07   | 08  | 09  | 10   | 11   |
| A  |                           |                          |  |  |  |  |  |   |   |  |  |
| Total plati (titlul VIII cod56+ titlul X cod58) (rd.2+rd.11) |                           |                          |  |  |  | 29.866   |  |   |   |  |  |
| Total plati (titlul VIII cod56)                              |                           |                          |  |  |  | 29.866   |  |   |   |  |  |
| Active nefinanciare (titlul XIII)                            |                           |                          |  |  |  | 29.866   |  |   |   |  |  |

Conducatorul institutiei

Conducatorul compartimentului financiar-contabil



Situatia platilor efectuate din buget si nejustificate prin bunuri, lucrari,  
servicii la finele perioadei

Anexa 29


31.12.2016

pag.: 1 - lei -

| COD   | DENUMIREA SI SIMBOLUL CONTURILOR  | SOLD LA<br>INCEPUTUL<br>ANULUI | SOLD LA<br>SFARSITUL<br>PERIOADEI |
|-------|---|--------------------------------|-----------------------------------|
| 31001 | 1 Avansuri acordate furnizorilor(ct.2320000+2340000+<br>4090101+4090102)-Total(rd.02+03)  | 22.335                         |                                   |
| 31002 | -din finantare bugetara(ct.7700000)   | 22.335                         |                                   |
| 31007 | 3 Disponibilitati la alti rezidenti,garantii depuse la furnizori<br>(ct.2670108+2670208+4610101+4610102+4610103+<br>4610109+4610201+4610209)-Total(rd.08+09)din care: |                                | 14.316                            |
| 31008 | -din finantare bugetara(ct.7700000)   |                                | 14.316                            |
| 31017 | 7 Total(rd.01+04+07+10+13+16)   | 22.335                         | 14.316                            |

Conducatorul institutiei



Conducatorul compartimentului  
financiar- contabil


CONTUL DE EXECUTIE AL BUGETULUI LOCAL - VENITURI  
31.12.2016

| Capi-Sub-Paragraf/ Titlu col at | Denumire indicator  | Prevederi bugetare |            | Prevederi bugetare definitive | Drepturi constatate |                     | Incasari realizate | Stingeri pe alte cai decat incasari | Drepturi constatate de incasat |
|---------------------------------|---|--------------------|------------|-------------------------------|---------------------|---------------------|--------------------|-------------------------------------|--------------------------------|
|                                 |   | initiale           | 1          |                               | Total, din care:    | din anii precedenti |                    |                                     |                                |
| A                               |   | B                  |            | 2                             | 3=4+5               | 4                   | 5                  | 6                                   | 8=3-6-7                        |
| 01 02                           | TOTAL VENITURI-BUGET LOCAL  | 17.829.000         | 17.829.000 | 30.244.930                    | 38.433.108          | 7.209.691           | 31.223.417         | 29.583.767                          | 8.849.341                      |
| 02                              | I. VENITURI CURENTE   | 17.570.000         | 17.570.000 | 20.451.110                    | 28.615.003          | 7.209.691           | 21.405.312         | 19.765.662                          | 8.849.341                      |
| 03                              | A. VENITURI FISCALE   | 16.190.000         | 16.190.000 | 17.717.000                    | 23.805.569          | 4.956.045           | 18.849.524         | 17.519.759                          | 6.285.810                      |
| 04                              | A1. IMPOZIT PE VENIT, PROFIT SI CASTIGURI DIN CAPITAL   | 4.375.000          | 4.375.000  | 4.542.000                     | 4.811.420           | 4.811.420           | 4.811.420          | 4.811.420                           |                                |
| 00                              | A1.2 IMPOZIT PE VENIT, PROFIT SI CASTIGURI DIN CAPITAL DE LA PERSOANE FIZICE                  | 4.375.000          | 4.375.000  | 4.542.000                     | 4.811.420           | 4.811.420           | 4.811.420          | 4.811.420                           |                                |
| 02                              | IMPOZIT PE VENIT  | 120.000            | 120.000    | 120.000                       | 109.223             | 109.223             | 109.223            | 109.223                             |                                |
| 18                              | Impozitul pe veniturile din transferul proprietatilor imobiliare din patrimoniul personal     | 120.000            | 120.000    | 120.000                       | 109.223             | 109.223             | 109.223            | 109.223                             |                                |
| 02                              | COTE SI SUME DEFALCATE DIN IMPOZITUL PE VENIT   | 4.255.000          | 4.255.000  | 4.422.000                     | 4.702.197           | 4.702.197           | 4.702.197          | 4.702.197                           |                                |
| 01                              | Cote defalcate din impozitul pe venit   | 2.874.000          | 2.874.000  | 2.874.000                     | 3.154.197           | 3.154.197           | 3.154.197          | 3.154.197                           |                                |
| 04                              | Sume alocate din cotele defalcate din impozitul pe venit pentru echilibrarea bugetelor locale | 1.381.000          | 1.381.000  | 1.548.000                     | 1.548.000           | 1.548.000           | 1.548.000          | 1.548.000                           |                                |
| 00 02                           | A3 IMPOZITE SI TAXE PE PROPRIETATE  | 2.505.000          | 2.505.000  | 2.505.000                     | 8.008.704           | 4.139.646           | 3.869.058          | 2.624.836                           | 5.383.868                      |
| 02                              | IMPOZITE SI TAXE PE PROPRIETATE   | 2.505.000          | 2.505.000  | 2.505.000                     | 8.008.704           | 4.139.646           | 3.869.058          | 2.624.836                           | 5.383.868                      |
| 01                              | Impozit si taxa pe cladiri  | 880.000            | 880.000    | 880.000                       | 3.024.427           | 1.262.063           | 1.762.364          | 767.437                             | 2.256.990                      |
| 01                              | Impozit pe cladiri de la persoane fizice  | 387.200            | 387.200    | 387.200                       | 742.692             | 422.232             | 320.460            | 320.818                             | 421.874                        |
| 02                              | Impozit si taxa pe cladiri de la persoane juridice  | 492.800            | 492.800    | 492.800                       | 2.281.735           | 839.831             | 1.441.904          | 446.619                             | 1.835.116                      |
| 02                              | Impozit si taxa pe teren  | 1.550.000          | 1.550.000  | 1.550.000                     | 4.925.288           | 2.861.257           | 2.064.031          | 1.807.304                           | 3.117.984                      |

| Capi-Sub-<br>ol | Pa-<br>ra-<br>graf | Gru-<br>pa /<br>Titlu | Ali-<br>ne-<br>col<br>at | Denumire indicator  | Prevederi<br>bugetare<br>initiale | Prevederi<br>bugetare<br>definitive | Drepturi constatate |                        |                    | Incasari<br>realizate | Stingeri pe<br>alte cai<br>decat incasari | Drepturi<br>constatate<br>de incasat |
|-----------------|--------------------|-----------------------|--------------------------|---|-----------------------------------|-------------------------------------|---------------------|------------------------|--------------------|-----------------------|---|--------------------------------------|
|                 |                    |                       |                          |   |                                   |                                     | Total,<br>din care: | din anii<br>precedenti | din anul<br>curent |                       |   |                                      |
| A               |                    |                       |                          | B   | 1                                 | 2                                   | 3=4+5               | 4                      | 5                  | 6                     | 7   | 8=3-6-7                              |
| 02              | 02                 | 01                    |                          | fizice  | 386.000                           | 386.000                             | 1.596.154           | 1.101.676              | 494.478            | 387.218               |   | 1.208.936                            |
|                 |                    | 02                    |                          | Impozit si taxa pe teren de la persoane<br>juridice   | 124.000                           | 124.000                             | 604.164             | 256.027                | 348.137            | 253.775               |   | 350.389                              |
|                 |                    | 03                    |                          | Impozitul pe terenul extravilan   | 1.040.000                         | 1.040.000                           | 2.724.970           | 1.503.554              | 1.221.416          | 1.166.311             |   | 1.538.659                            |
|                 |                    | 03                    |                          | Taxe judiciare de timbru si alte<br>taxe de timbru  | 40.000                            | 40.000                              | 27.805              | 9.801                  | 18.004             | 27.805                |   |                                      |
|                 |                    | 50                    |                          | Alte impozite si taxe pe proprietate  | 35.000                            | 35.000                              | 31.184              | 6.525                  | 24.659             | 22.290                |   | 8.894                                |
| 00              | 02                 |                       |                          | A4 IMPOZITE SI TAXE PE BUNURI SI SERVICII   | 8.610.000                         | 10.130.000                          | 10.983.048          | 816.399                | 10.166.649         | 10.081.106            |   | 901.942                              |
|                 |                    | 02                    |                          | SUME DEFALCATE DIN TVA  | 7.915.000                         | 9.435.000                           | 9.415.010           |                        | 9.415.010          | 9.415.010             |   |                                      |
|                 |                    | 02                    |                          | Sume defalcate din taxa pe valoarea<br>adaugata pentru finantarea cheltui-<br>lilor descentralizate la nivelul<br>comunelor, oraselor, municipiilor,<br>sectoarelor si Municipiului Bucuresti | 6.460.000                         | 7.229.000                           | 7.209.010           |                        | 7.209.010          | 7.209.010             |   |                                      |
|                 |                    | 05                    |                          | Sume defalcate din taxa pe valoarea<br>adaugata pentru drumuri  | 395.000                           | 395.000                             | 395.000             |                        | 395.000            | 395.000               |   |                                      |
|                 |                    | 06                    |                          | Sume defalcate din taxa pe valoarea<br>adaugata pentru echilibrarea bugetelor<br>locale   | 1.060.000                         | 1.811.000                           | 1.811.000           |                        | 1.811.000          | 1.811.000             |   |                                      |
|                 |                    | 02                    |                          | ALTE IMPOZITE SI TAXE GENERALE PE BUNURI<br>SI SERVICII   |                                   |                                     |                     |                        |                    |                       |   |                                      |
|                 |                    | 07                    |                          | Taxe hoteliere  |                                   |                                     | 851                 |                        | 851                | 851                   |   |                                      |
|                 |                    | 02                    |                          | TAXE PE SERVICII SPECIFICE  |                                   |                                     |                     |                        |                    |                       |   |                                      |
|                 |                    | 01                    |                          | Impozit pe spectacole   |                                   |                                     | 114                 |                        | 114                | 114                   |   |                                      |
|                 |                    | 02                    |                          | TAXE PE UTILIZAREA BUNURILOR,   |                                   |                                     | 114                 |                        | 114                | 114                   |   |                                      |

| Capi-<br>col | Sub-<br>pa-<br>ra-<br>graf | Pa-<br>ra-<br>gra-<br>ful | Gru-<br>pa /<br>Titlu | Ali-<br>ne-<br>at | Denumire indicator   | Prevederi<br>bugetare |           | Prevederi<br>bugetare<br>definitive | Drepturi constatate |                        |                    | Incasari<br>realizate | Stingeri pe<br>alte cai<br>decat incasari | Drepturi<br>constatate<br>de incasat |
|--------------|----------------------------|---------------------------|-----------------------|-------------------|--|-----------------------|-----------|-------------------------------------|---------------------|------------------------|--------------------|-----------------------|---|--------------------------------------|
|              |                            |                           |                       |                   |  | initiale              | 1         |                                     | Total,<br>din care: | din anii<br>precedenti | din anul<br>curent |                       |   |                                      |
| A            |                            |                           |                       |                   |  | B                     | 2         | 3=4+5                               | 4                   | 5                      | 6                  | 7                     | 8=3-6-7                                   |                                      |
| 02           |                            |                           |                       |                   | SAU PE DESFASURAREA DE ACTIVITATI  | 695.000               | 695.000   | 695.000                             | 1.567.073           | 816.399                | 750.674            | 665.131               | 901.942                                   |                                      |
| 02           |                            |                           |                       |                   | Impozit pe mijloacele de transport   | 515.000               | 515.000   | 515.000                             | 1.344.498           | 808.129                | 536.369            | 453.269               | 891.229                                   |                                      |
| 01           |                            |                           |                       |                   | Impozit pe mijloacele de transport<br>detinute de persoane fizice*)  | 360.000               | 360.000   | 360.000                             | 1.069.639           | 701.805                | 367.834            | 298.728               | 770.911                                   |                                      |
| 02           |                            |                           |                       |                   | Impozit pe mijloace de transport<br>detinute persoane de juridice*)  | 155.000               | 155.000   | 155.000                             | 274.859             | 106.324                | 168.535            | 154.541               | 120.318                                   |                                      |
| 03           |                            |                           |                       |                   | Taxe si tarife pentru eliberarea de<br>licente si autorizatii de functionare                               | 145.000               | 145.000   | 145.000                             | 194.742             | 2.796                  | 191.946            | 192.068               | 2.674                                     |                                      |
| 50           |                            |                           |                       |                   | Alte taxe pe utilizarea bunurilor,<br>autorizarea utilizarii bunurilor sau pe<br>desfasurare de activitati | 35.000                | 35.000    | 35.000                              | 27.833              | 5.474                  | 22.359             | 19.794                | 8.039                                     |                                      |
| 00 02        |                            |                           |                       |                   | A6. ALTE IMPOZITE SI TAXE FISCALE  | 700.000               | 700.000   | 700.000                             | 2.397               | 2.397                  | 2.397              | 2.397                 |   |                                      |
| 02           |                            |                           |                       |                   | ALTE IMPOZITE SI TAXE FISCALE  | 700.000               | 700.000   | 700.000                             | 2.397               | 2.397                  | 2.397              | 2.397                 |   |                                      |
| 50           |                            |                           |                       |                   | Alte impozite si taxe  | 700.000               | 700.000   | 700.000                             | 2.397               | 2.397                  | 2.397              | 2.397                 |   |                                      |
| 00 02        |                            |                           |                       |                   | C. VENITURI NEFISCALE  | 1.380.000             | 2.734.110 | 2.734.110                           | 4.809.434           | 2.253.646              | 2.555.788          | 2.245.903             | 2.563.531                                 |                                      |
| 00           |                            |                           |                       |                   | C1. VENITURI DIN PROPRIETATE   | 920.000               | 920.000   | 920.000                             | 910.068             | 309.142                | 600.926            | 507.554               | 402.514                                   |                                      |
| 02           |                            |                           |                       |                   | VENITURI DIN PROPRIETATE   | 920.000               | 920.000   | 920.000                             | 910.068             | 309.142                | 600.926            | 507.554               | 402.514                                   |                                      |
| 05           |                            |                           |                       |                   | Venituri din concesiuni si inchirieri  | 920.000               | 920.000   | 920.000                             | 910.068             | 309.142                | 600.926            | 507.554               | 402.514                                   |                                      |
| 30           |                            |                           |                       |                   | Alte venituri din concesiuni si<br>inchirieri de catre institutiile publice                                | 920.000               | 920.000   | 920.000                             | 910.068             | 309.142                | 600.926            | 507.554               | 402.514                                   |                                      |
| 00 02        |                            |                           |                       |                   | C2. VANZARI DE BUNURI SI SERVICII  | 460.000               | 1.814.110 | 1.814.110                           | 3.899.366           | 1.944.504              | 1.954.862          | 1.738.349             | 2.161.017                                 |                                      |
| 02           |                            |                           |                       |                   | VENITURI DIN PRESTARI DE SERVICII SI ALTE<br>ACTIVITATI  |                       |           |                                     | 7.750               | 7.750                  | 7.750              | 7.750                 |   |                                      |
| 28           |                            |                           |                       |                   | Venituri din recuperarea cheltuielilor<br>de judecata, imputatii si despagubiri                            |                       |           |                                     | 7.750               | 7.750                  | 7.750              | 7.750                 |   |                                      |



| Capi-<br>ol | Sub-<br>pa-<br>ra-<br>graf | Pa-<br>ra-<br>gra-<br>ful | Ar-<br>ti-<br>col | Ali-<br>ne-<br>at | Denumire indicator  | Prevederi<br>bugetare<br>initiale | Prevederi<br>bugetare<br>definitive | Drepturi constatate |                        |                    | Incasari<br>realizate | Stingeri pe<br>alte cai<br>decat incasari | Drepturi<br>constatate<br>de incasat |
|-------------|----------------------------|---------------------------|-------------------|-------------------|---|-----------------------------------|-------------------------------------|---------------------|------------------------|--------------------|-----------------------|---|--------------------------------------|
|             |                            |                           |                   |                   |   |                                   |                                     | Total,<br>din care: | din anii<br>precedenti | din anul<br>curent |                       |   |                                      |
| A           |                            |                           |                   |                   | B   | 1                                 | 2                                   | 3=4+5               | 4                      | 5                  | 6                     | 7   | 8=3-6-7                              |
| 02          |                            |                           |                   |                   | ELIBERARI PERMISE   |                                   |                                     |                     |                        |                    |                       |   |                                      |
| 02          |                            |                           |                   |                   | Taxe extrajudiciare de timbru                               |                                   |                                     | 58.556              |                        | 58.556             | 58.556                |   |                                      |
| 50          |                            |                           |                   |                   | Alte venituri din taxe administrative,<br>eliberari permise |                                   |                                     | 47.641              |                        | 47.641             | 47.641                |   |                                      |
| 02          |                            |                           |                   |                   | AMENZI, PENALITATI SI CONFISCARI                            | 150.000                           | 150.000                             | 10.915              | 1.937.948              | 10.915             | 10.915                |   |                                      |
| 01          |                            |                           |                   |                   | Venituri din amenzi si alte sanctiuni                       |                                   |                                     | 2.508.548           |                        | 570.600            | 360.351               |   | 2.148.197                            |
|             |                            |                           |                   | 02                | aplicate potrivit dispozitiilor legale                      | 150.000                           | 150.000                             | 2.508.298           | 1.937.948              | 570.350            | 360.101               |   | 2.148.197                            |
|             |                            |                           |                   |                   | Venituri din amenzi si alte sanctiuni                       |                                   |                                     | 250                 |                        | 250                | 250                   |   |                                      |
|             |                            |                           |                   |                   | aplicate de catre alte institutii de<br>specialitate        | 150.000                           | 150.000                             | 2.508.298           | 1.937.948              | 570.350            | 360.101               |   | 2.148.197                            |
| 50          |                            |                           |                   |                   | Alte amenzi, penalitati si confiscari                       |                                   |                                     | 341.767             | 6.556                  | 335.211            | 328.947               |   | 12.820                               |
| 02          |                            |                           |                   |                   | DIVERSE VENITURI  | 310.000                           | 622.110                             |                     |                        |                    |                       |   |                                      |
| 32          |                            |                           |                   |                   | Sume provenite din finantarea bugetara                      |                                   |                                     |                     |                        |                    |                       |   |                                      |
|             |                            |                           |                   |                   | a anilor precedenti   |                                   | 312.110                             | 320.540             |                        | 320.540            | 319.418               |   | 1.122                                |
|             |                            |                           |                   |                   | Sume provenite din finantarea bugetara                      |                                   |                                     |                     |                        |                    |                       |   |                                      |
|             |                            |                           |                   |                   | a anilor precedenti, aferente sectiunii                     |                                   |                                     |                     |                        |                    |                       |   |                                      |
|             |                            |                           |                   |                   | de functionare  |                                   | 312.110                             | 320.540             |                        | 320.540            | 319.418               |   | 1.122                                |
| 50          |                            |                           |                   |                   | Alte venituri   | 310.000                           | 310.000                             | 21.227              | 6.556                  | 14.671             | 9.529                 |   | 11.698                               |
| 02          |                            |                           |                   |                   | TRANSFERURI VOLUNTARE, ALTELE DECAT<br>SUBVENTIILE          |                                   |                                     |                     |                        |                    |                       |   |                                      |
|             |                            |                           |                   |                   | Donatii si sponsorizari                                     |                                   | 1.042.000                           | 982.745             |                        | 982.745            | 982.745               |   |                                      |
| 01          |                            |                           |                   |                   | Varsaminte din sectiunea de functionare                     |                                   | 42.000                              | 42.000              |                        | 42.000             | 42.000                |   |                                      |
| 03          |                            |                           |                   |                   | pentru finantarea sectiunii de dezvoltare                   |                                   |                                     |                     |                        |                    |                       |   |                                      |
|             |                            |                           |                   |                   | tare a bugetului local (cu semnul minus)                    | -2.943.500                        | -4.506.390                          | -2.366.900          |                        | -2.366.900         | -2.366.900            |   |                                      |
| 04          |                            |                           |                   |                   | Varsaminte din sectiunea de functionare                     | 2.943.500                         | 4.506.390                           | 2.366.901           |                        | 2.366.901          | 2.366.901             |   |                                      |

| Tipul<br>capitol | Pa-<br>ra-<br>gra-<br>ful | Gru-<br>pa /<br>Titlu<br>col<br>at | Ali-<br>ne-<br>at | Denumire indicator  | Prevederi<br>bugetare<br>initiale | Prevederi<br>bugetare<br>definitive | Drepturi constatate |                        |                    | Incasari<br>realizate | Stingeri pe<br>alte cai<br>decat incasari | Drepturi<br>constatate<br>de incasat |
|------------------|---------------------------|------------------------------------|-------------------|---|-----------------------------------|-------------------------------------|---------------------|------------------------|--------------------|-----------------------|---|--------------------------------------|
|                  |                           |                                    |                   |   |                                   |                                     | Total,<br>din care: | din anii<br>precedenti | din anul<br>curent |                       |   |                                      |
| A                |                           |                                    |                   | B   | 1                                 | 2                                   | 3=4+5               | 4                      | 5                  | 6                     | 7   | 8=3-6-7                              |
| 00               | 02                        |                                    |                   | II. VENITURI DIN CAPITAL  |                                   |                                     |                     |                        |                    |                       |   |                                      |
| 02               |                           |                                    |                   | VENITURI DIN VALORIFICAREA UNOR BUNURI  |                                   |                                     |                     |                        |                    | 14.913                | 14.913                                    |                                      |
|                  | 03                        |                                    |                   | Venituri din vanzarea locuintelor<br>construite din fondurile statului  |                                   |                                     |                     |                        |                    | 14.913                | 14.913                                    |                                      |
| 00               | 02                        |                                    |                   | III OPERATIUNI FINANCIARE   |                                   | 30.000                              |                     |                        |                    | 14.913                | 14.913                                    |                                      |
| 02               |                           |                                    |                   | INCASARI DIN RAMBURSAREA<br>IMPRUMUTURILOR ACORDATE   |                                   | 30.000                              |                     |                        |                    | 29.866                | 29.866                                    |                                      |
|                  | 50                        |                                    |                   | Incasari din rambursarea altor<br>imprumuturi acordate  |                                   |                                     |                     |                        |                    | 29.866                | 29.866                                    |                                      |
| 00               | 02                        |                                    |                   | IV. SUBVENTII   | 259.000                           | 9.763.820                           |                     |                        |                    | 29.866                | 29.866                                    |                                      |
| 00               |                           |                                    |                   | SUBVENTII DE LA ALTE NIVELE ALE<br>ADMINISTRATIEI PUBLICE   | 259.000                           |                                     |                     |                        |                    | 9.756.277             | 9.756.277                                 |                                      |
| 02               |                           |                                    |                   | SUBVENTII DE LA BUGETUL DE STAT   | 259.000                           | 9.737.960                           |                     |                        |                    | 9.756.277             | 9.756.277                                 |                                      |
|                  | 20                        |                                    |                   | Subventii de la bugetul de stat catre<br>bugetele locale necesare sustinerii<br>derularii proiectelor finantate din<br>fonduri externe nerambursabile(FEN)<br>postaderare |                                   |                                     |                     |                        |                    | 9.730.417             | 9.730.417                                 |                                      |
|                  | 34                        |                                    |                   | Subventii pentru acordarea ajutorului<br>pentru incalzirea locuintei cu lemne,<br>carbuni, combustibili petrololieri  |                                   |                                     |                     |                        |                    | 6.145                 | 6.145                                     |                                      |
|                  | 35                        |                                    |                   | Subventii din bugetul de stat pentru<br>finantarea unitatilor de asistenta<br>medico-sociale  |                                   | 25.300                              |                     |                        |                    | 14.920                | 14.920                                    |                                      |
|                  | 65                        |                                    |                   | Finantarea Programului National de  | 259.000                           | 269.000                             |                     |                        |                    | 267.300               | 267.300                                   |                                      |

| Tipul<br>capitol | Pa-<br>ra-<br>graf | Gru-<br>pa /<br>Titlu<br>col | Ali-<br>ne-<br>at | Denumire indicator   | Prevederi<br>bugetare<br>initiale | Prevederi<br>bugetare<br>definitive | Drepturi constatate |                        |                    | Incasari<br>realizate | Stingeri pe<br>alte cai<br>decat incasari | Drepturi<br>constatate<br>de incasat |
|------------------|--------------------|------------------------------|-------------------|--|-----------------------------------|-------------------------------------|---------------------|------------------------|--------------------|-----------------------|---|--------------------------------------|
|                  |                    |                              |                   |  |                                   |                                     | Total,<br>din care: | din anii<br>precedenti | din anul<br>curent |                       |   |                                      |
| A                |                    |                              |                   | B  | 1                                 | 2                                   | 3=4+5               | 4                      | 5                  | 6                     | 7   | 8=3-6-7                              |
| 02               | 30                 |                              |                   | SUBVENTII DE LA ALTE ADMINISTRATII<br>Suma primite de la bugetul judetului pentru<br>plata drepturilor de care beneficiaza copiii<br>cu cerinte educationale speciale integrati<br>in invamantul de masa | 25.860                            | 25.860                              | 25.860              | 25.860                 | 25.860             | 25.860                |   |                                      |
| 02               |                    |                              |                   | SUME PRIMITE DE LA UE/ALTI DONATORI<br>IN CONTUL PLATILOR EFECTUATE SI<br>PREFINANȚARI   |                                   |                                     |                     |                        |                    |                       |   |                                      |
| 01               | 02                 |                              |                   | Fondul european de Dezvoltare Regionala<br>Suma primite in contul platilor<br>efectuate in anii anteriori  |                                   |                                     | 17.049              |                        | 17.049             | 17.049                |   |                                      |
|                  |                    |                              |                   |  |                                   |                                     | 17.049              |                        | 17.049             | 17.049                |   |                                      |
|                  |                    |                              |                   |  |                                   |                                     | 17.049              |                        | 17.049             | 17.049                |   |                                      |

CONTUL DE EXECUTIE AL BUGETULUI LOCAL - CHELTUIELI  
31.12.2016

Pag. 1 - lei-

| Capi-<br>tol | Sub-<br>capi-<br>tol | Pa-<br>ra-<br>graf | Ar-<br>ti-<br>col | Ali-<br>ne-<br>at | Denumire indicator  | Credite de<br>angajament | Credite bugetare |            | 4          | 5          | 6          | Angajamente<br>legale<br>de platit | Cheltuieli<br>efective |
|--------------|----------------------|--------------------|-------------------|-------------------|---|--------------------------|------------------|------------|------------|------------|------------|------------------------------------|------------------------|
|              |                      |                    |                   |                   |   |                          | 2                | 3          |            |            |            |                                    |                        |
| A            |                      |                    |                   |                   | B   | 1                        | 2                | 3          | 4          | 5          | 6          | 7=5-6                              | 8                      |
| 5002         |                      |                    |                   |                   | TOTAL CHELTUIELI  |                          | 18.864.000       | 32.084.930 | 26.732.286 | 26.732.286 | 26.732.286 | 26.732.286                         | 15.561.470             |
| 5100         | 02                   |                    |                   |                   | Partea I-a SERVICII PUBLICE GENERALE                          |                          | 3.634.000        | 5.378.110  | 4.431.631  | 4.431.631  | 4.431.631  | 4.431.631                          | 2.504.369              |
| 5102         |                      |                    |                   |                   | AUTORITATI PUBLICE SI ACTIUNI EXTERNE                         |                          | 3.030.000        | 4.901.110  | 3.967.093  | 3.967.093  | 3.967.093  | 3.967.093                          | 2.264.188              |
|              | 01                   |                    |                   |                   | Autoritati executive si legislative                           |                          | 3.030.000        | 4.901.110  | 3.967.093  | 3.967.093  | 3.967.093  | 3.967.093                          | 2.264.188              |
|              |                      | 03                 |                   |                   | Autoritati executive  |                          | 3.030.000        | 4.901.110  | 3.967.093  | 3.967.093  | 3.967.093  | 3.967.093                          | 2.264.188              |
| 5402         |                      |                    |                   |                   | ALTE SERVICII PUBLICE GENERALE                                |                          | 504.000          | 377.000    | 364.538    | 364.538    | 364.538    | 364.538                            | 161.700                |
|              | 10                   |                    |                   |                   | Servicii publice comunitare de<br>evidenta a persoanelor      |                          | 154.000          | 157.000    | 149.440    | 149.440    | 149.440    | 149.440                            | 146.438                |
|              | 50                   |                    |                   |                   | Alte servicii publice generale                                |                          | 350.000          | 220.000    | 215.098    | 215.098    | 215.098    | 215.098                            | 15.262                 |
| 5502         |                      |                    |                   |                   | TRANZACTII PRIVIND DATORIA PUBLICA SI<br>IMPRUMUTURI          |                          | 100.000          | 100.000    | 100.000    | 100.000    | 100.000    | 100.000                            | 78.481                 |
| 6000         | 02                   |                    |                   |                   | Partea II-a APARARE, ORDINE PUBLICA SI<br>SIGURANTA NATIONALA |                          | 328.000          | 348.000    | 300.166    | 300.166    | 300.166    | 300.166                            | 296.627                |
| 6102         |                      |                    |                   |                   | ORDINE PUBLICA SI SIGURANTA NATIONALA                         |                          | 328.000          | 348.000    | 300.166    | 300.166    | 300.166    | 300.166                            | 296.627                |
|              | 03                   |                    |                   |                   | Ordine publica  |                          | 328.000          | 348.000    | 300.166    | 300.166    | 300.166    | 300.166                            | 296.627                |
|              |                      | 04                 |                   |                   | Politie comunitara  |                          | 328.000          | 348.000    | 300.166    | 300.166    | 300.166    | 300.166                            | 296.627                |
| 6500         | 02                   |                    |                   |                   | Partea III-a CHELTUIELI SOCIAL-CULTURALE                      |                          | 9.817.000        | 11.812.160 | 9.939.467  | 9.939.467  | 9.939.467  | 9.939.467                          | 10.435.483             |
| 6502         |                      |                    |                   |                   | INVATAMANT  |                          | 5.545.000        | 6.446.860  | 6.407.489  | 6.407.489  | 6.407.489  | 6.407.489                          | 6.638.539              |
|              | 03                   |                    |                   |                   | Invatamant prescolar si primar                                |                          | 1.920.250        | 2.061.740  | 2.058.842  | 2.058.842  | 2.058.842  | 2.058.842                          | 2.454.409              |
|              |                      | 01                 |                   |                   | Invatamant prescolar  |                          | 705.100          | 737.670    | 735.552    | 735.552    | 735.552    | 735.552                            | 1.141.070              |
|              |                      | 02                 |                   |                   | Invatamant primar   |                          | 1.215.150        | 1.324.070  | 1.323.290  | 1.323.290  | 1.323.290  | 1.323.290                          | 1.313.339              |
|              | 04                   |                    |                   |                   | Invatamant secundar   |                          | 3.624.750        | 4.327.260  | 4.301.137  | 4.301.137  | 4.301.137  | 4.301.137                          | 4.136.620              |
|              | 01                   |                    |                   |                   | Invatamant secundar inferior                                  |                          | 1.682.850        | 1.875.380  | 1.871.215  | 1.871.215  | 1.871.215  | 1.871.215                          | 1.844.856              |
|              | 02                   |                    |                   |                   | Invatamant secundar superior                                  |                          | 1.766.500        | 2.238.340  | 2.216.392  | 2.216.392  | 2.216.392  | 2.216.392                          | 2.036.147              |
|              | 03                   |                    |                   |                   | Invatamant profesional  |                          | 175.400          | 213.540    | 213.530    | 213.530    | 213.530    | 213.530                            | 255.617                |
|              | 50                   |                    |                   |                   | Alte cheltuieli in domeniul<br>invatamantului                 |                          |                  | 57.860     | 47.510     | 47.510     | 47.510     | 47.510                             | 47.510                 |
| 6602         |                      |                    |                   |                   | SANATATE  |                          | 292.000          | 303.000    | 250.470    | 250.470    | 250.470    | 250.470                            | 638.750                |

| Capi-<br>tol | Sub-<br>capi-<br>tol | Pa-<br>ra-<br>graf | Gru-<br>pa /<br>Titlu | Ar-<br>ti-<br>col | Ali-<br>ne-<br>at | Denumire indicator  | Credite de<br>angajament | Credite bugetare |           | Angajamente<br>bugetare | Angajamente<br>legale | Plati<br>efectuate | Angajamente<br>legale<br>de platit | Cheltuieli<br>efective |
|--------------|----------------------|--------------------|-----------------------|-------------------|-------------------|---|--------------------------|------------------|-----------|-------------------------|-----------------------|--------------------|------------------------------------|------------------------|
|              |                      |                    |                       |                   |                   |   |                          | 2                | 3         |                         |                       |                    |                                    |                        |
| A            |                      |                    |                       |                   |                   | B   | 1                        | 2                | 3         | 4                       | 5                     | 6                  | 7=5-6                              | 8                      |
| 6602         | 50                   |                    |                       |                   |                   | Alte cheltuieli in domeniul sanatatii                                 |                          | 292.000          | 303.000   | 250.470                 | 250.470               | 250.470            | 250.470                            | 638.750                |
|              |                      | 50                 |                       |                   |                   | Alte institutii si actiuni sanitare                                   |                          | 292.000          | 303.000   | 250.470                 | 250.470               | 250.470            | 250.470                            | 638.750                |
| 6702         |                      |                    |                       |                   |                   | CULTURA, RECREERE SI RELIGIE  |                          | 1.655.600        | 2.637.600 | 1.102.727               | 1.102.727             | 1.102.727          | 1.102.727                          | 961.656                |
|              | 03                   |                    |                       |                   |                   | Servicii culturale  |                          | 1.079.100        | 1.966.100 | 458.967                 | 458.967               | 458.967            | 458.967                            | 397.005                |
|              | 02                   |                    |                       |                   |                   | Biblioteci publice comunale, orasenesti,<br>municipale                |                          | 46.000           | 46.000    | 20.909                  | 20.909                | 20.909             | 20.909                             | 20.739                 |
|              | 02                   |                    |                       |                   |                   | Muzee   |                          |                  |           |                         |                       |                    |                                    | 572                    |
|              | 06                   |                    |                       |                   |                   | Casa de cultura   |                          | 103.000          | 103.000   | 86.678                  | 86.678                | 86.678             | 86.678                             | 90.055                 |
|              | 07                   |                    |                       |                   |                   | Camine culturale  |                          | 700.000          | 1.545.000 | 94.508                  | 94.508                | 94.508             | 94.508                             | 28.508                 |
|              | 30                   |                    |                       |                   |                   | Alte servicii culturale   |                          | 230.100          | 272.100   | 256.872                 | 256.872               | 256.872            | 256.872                            | 257.131                |
|              | 05                   |                    |                       |                   |                   | Servicii recreative si sportive                                       |                          | 226.500          | 226.500   | 198.760                 | 198.760               | 198.760            | 198.760                            | 119.380                |
|              | 01                   |                    |                       |                   |                   | Sport   |                          | 226.500          | 226.500   | 198.760                 | 198.760               | 198.760            | 198.760                            | 119.380                |
|              | 06                   |                    |                       |                   |                   | Servicii religioase   |                          | 330.000          | 415.000   | 415.000                 | 415.000               | 415.000            | 415.000                            | 415.000                |
|              | 50                   |                    |                       |                   |                   | Alte servicii in domeniile culturii,<br>recreerii si religiei         |                          | 20.000           | 30.000    | 30.000                  | 30.000                | 30.000             | 30.000                             | 30.271                 |
| 6802         |                      |                    |                       |                   |                   | ASIGURARI SI ASISTENTA SOCIALA  |                          | 2.324.400        | 2.424.700 | 2.178.781               | 2.178.781             | 2.178.781          | 2.178.781                          | 2.196.538              |
|              | 05                   |                    |                       |                   |                   | Asistenta sociala in caz de boli si<br>invaliditati                   |                          | 1.304.320        | 1.379.320 | 1.306.489               | 1.306.489             | 1.306.489          | 1.306.489                          | 1.331.922              |
|              | 02                   |                    |                       |                   |                   | Asistenta sociala in caz de invaliditate                              |                          | 1.304.320        | 1.379.320 | 1.306.489               | 1.306.489             | 1.306.489          | 1.306.489                          | 1.331.922              |
| 12           |                      |                    |                       |                   |                   | Unitati de asistenta medico-sociala                                   |                          | 780.000          | 780.000   | 728.819                 | 728.819               | 728.819            | 728.819                            | 728.819                |
| 15           |                      |                    |                       |                   |                   | Prevenirea excluderii sociale   |                          | 200.000          | 225.300   | 106.794                 | 106.794               | 106.794            | 106.794                            | 99.118                 |
|              | 01                   |                    |                       |                   |                   | Ajutor social   |                          | 200.000          | 225.300   | 106.794                 | 106.794               | 106.794            | 106.794                            | 99.118                 |
| 50           |                      |                    |                       |                   |                   | Alte cheltuieli in domeniul asigurarilor<br>si asistentei sociale     |                          | 40.080           | 40.080    | 36.679                  | 36.679                | 36.679             | 36.679                             | 36.679                 |
|              | 50                   |                    |                       |                   |                   | Alte cheltuieli in domeniul asistentei<br>sociale                     |                          | 40.080           | 40.080    | 36.679                  | 36.679                | 36.679             | 36.679                             | 36.679                 |
| 7000         | 02                   |                    |                       |                   |                   | Partea IV-a SERVICII SI DEZVOLTARE<br>PUBLICA, LOCUINTE, MEDIU SI APE |                          | 1.540.000        | 1.540.000 | 1.078.408               | 1.078.408             | 1.078.408          | 1.078.408                          | 1.026.937              |



DETALIEREA CHELTUIELILOR  
 - buget local -  
 31.12.2016

| Capi-<br>tol | Sub-<br>pa-<br>ra-<br>graf | Gru-<br>pa /<br>Titlu | Ar-<br>ti-<br>col | Ali-<br>ne-<br>at | Denumire indicator  | Credite de<br>angajament | Credite bugetare |            |            | Angajamente<br>legale | Plati<br>efectuate | Angajamente<br>legale<br>de platit | Cheltuieli<br>efective |
|--------------|----------------------------|-----------------------|-------------------|-------------------|---|--------------------------|------------------|------------|------------|-----------------------|--------------------|------------------------------------|------------------------|
|              |                            |                       |                   |                   |   |                          | 2                | 3          | 4          |                       |                    |                                    |                        |
| A            |                            |                       |                   |                   | B   | 1                        | 2                | 3          | 4          | 5                     | 6                  | 7=5-6                              | 8                      |
| 5002         |                            |                       |                   |                   | TOTAL CHELTUIELI  |                          | 18.864.000       | 32.084.930 | 26.732.286 | 26.732.286            | 26.732.286         | 7=5-6                              | 15.561.470             |
|              | 01                         |                       |                   |                   | CHELTUIELI CURENTE  |                          | 14.655.500       | 15.752.770 | 13.859.482 | 13.859.482            | 13.859.482         |                                    | 13.623.406             |
|              | 10                         |                       |                   |                   | TITLUL I CHELTUIELI DE PERSONAL                                   |                          | 7.799.000        | 8.309.000  | 8.124.177  | 8.124.177             | 8.124.177          |                                    | 8.172.762              |
|              | 20                         |                       |                   |                   | TITLUL II BUNURI SI SERVICII                                      |                          | 4.793.100        | 5.182.210  | 3.683.482  | 3.683.482             | 3.683.482          |                                    | 3.422.103              |
|              | 30                         |                       |                   |                   | TITLUL III DOBANZI  |                          | 70.000           | 70.000     | 70.000     | 70.000                | 70.000             |                                    | 44.385                 |
|              | 51                         |                       |                   |                   | TITLUL VI TRANSFERURI INTRE UNITATI ALE<br>ADMINISTRATIEI PUBLICE |                          | 780.000          | 780.000    | 728.819    | 728.819               | 728.819            |                                    | 728.819                |
|              | 57                         |                       |                   |                   | TITLUL VIII ASISTENTA SOCIALA                                     |                          | 587.400          | 690.560    | 541.580    | 541.580               | 541.580            |                                    | 543.933                |
|              | 59                         |                       |                   |                   | TITLUL XI ALTE CHELTUIELI   |                          | 626.000          | 721.000    | 711.424    | 711.424               | 711.424            |                                    | 711.404                |
|              | 70                         |                       |                   |                   | CHELTUIELI DE CAPITAL   |                          | 3.978.500        | 16.102.160 | 12.672.804 | 12.672.804            | 12.672.804         |                                    | 1.938.064              |
|              | 71                         |                       |                   |                   | TITLUL XIII ACTIVE NEFINANCIARE                                   |                          | 3.978.500        | 16.102.160 | 12.672.804 | 12.672.804            | 12.672.804         |                                    | 1.938.064              |
|              | 79                         |                       |                   |                   | OPERATIUNI FINANCIARE   |                          | 230.000          | 230.000    | 200.000    | 200.000               | 200.000            |                                    | 1.938.064              |
|              | 80                         |                       |                   |                   | TITLUL XVI IMPRUMUTURI  |                          | 30.000           | 30.000     |            |                       |                    |                                    |                        |
|              | 81                         |                       |                   |                   | TITLUL XVII RAMBURSARI DE CREDITE                                 |                          | 200.000          | 200.000    | 200.000    | 200.000               | 200.000            |                                    |                        |
| 5100 02      |                            |                       |                   |                   | Partea I-a SERVICII PUBLICE GENERALE                              |                          | 3.634.000        | 5.378.110  | 4.431.631  | 4.431.631             | 4.431.631          |                                    | 2.504.369              |
| 5102         |                            |                       |                   |                   | AUTORITATI PUBLICE SI ACTIUNI EXTERNE                             |                          | 3.030.000        | 4.901.110  | 3.967.093  | 3.967.093             | 3.967.093          |                                    | 2.264.188              |
|              | 01                         |                       |                   |                   | CHELTUIELI CURENTE  |                          | 2.800.000        | 2.851.110  | 2.086.478  | 2.086.478             | 2.086.478          |                                    | 2.066.070              |
|              | 10                         |                       |                   |                   | TITLUL I CHELTUIELI DE PERSONAL                                   |                          | 1.400.000        | 1.372.000  | 1.282.600  | 1.282.600             | 1.282.600          |                                    | 1.284.188              |
|              | 10 01                      |                       |                   |                   | Cheltuieli salariale in bani                                      |                          | 1.180.000        | 1.136.000  | 1.056.418  | 1.056.418             | 1.056.418          |                                    | 1.050.840              |
|              | 10 01 01                   |                       |                   |                   | Salarii de baza   |                          | 1.003.000        | 983.000    | 939.507    | 939.507               | 939.507            |                                    | 878.973                |
|              | 10 01 06                   |                       |                   |                   | Alte sporuri  |                          | 47.000           | 33.000     | 13.990     | 13.990                | 13.990             |                                    | 18.207                 |
|              | 10 01 12                   |                       |                   |                   | Indemnizatii platite unor persoane din<br>afara unitatii          |                          | 100.000          | 87.000     | 78.748     | 78.748                | 78.748             |                                    | 75.908                 |
|              | 10 01 30                   |                       |                   |                   | Alte drepturi salariale in bani                                   |                          | 30.000           | 33.000     | 24.173     | 24.173                | 24.173             |                                    | 77.752                 |
|              | 10 03                      |                       |                   |                   | Contributii   |                          | 220.000          | 236.000    | 226.182    | 226.182               | 226.182            |                                    | 233.348                |
|              | 10 03 01                   |                       |                   |                   | Contributii de asigurari sociale de<br>stat                       |                          | 150.000          | 167.000    | 166.173    | 166.173               | 166.173            |                                    | 168.169                |
|              | 10 03 02                   |                       |                   |                   | Contributii de asigurari de somaj                                 |                          | 6.000            | 8.100      | 5.212      | 5.212                 | 5.212              |                                    | 5.239                  |









| Capi-<br>tol | Sub-<br>capi-<br>tol | Pa-<br>ra-<br>graf | Gru-<br>pa /<br>Titlu | Ar-<br>ti-<br>col | Ali-<br>ne-<br>at | Denumire indicator   | Credite de<br>angajament | Credite bugetare |         | Angajamente<br>bugetare | Angajamente<br>legale | Plati<br>efectuate | Angajamente<br>legale<br>de platit | Cheltuieli<br>efective |
|--------------|----------------------|--------------------|-----------------------|-------------------|-------------------|--|--------------------------|------------------|---------|-------------------------|-----------------------|--------------------|------------------------------------|------------------------|
|              |                      |                    |                       |                   |                   |  |                          | 2                | 3       |                         |                       |                    |                                    |                        |
| A            |                      |                    |                       |                   |                   | B  | 1                        | 2                | 3       | 4                       | 5                     | 6                  | 7=5-6                              | 8                      |
|              | 20                   |                    |                       |                   |                   | TITLUL II BUNURI SI SERVICII   |                          | 30.000           | 30.000  | 30.000                  | 30.000                | 30.000             |                                    | 34.096                 |
|              | 20                   | 24                 |                       |                   |                   | Comisioane si alte costuri aferente<br>imprumuturilor                      |                          | 30.000           | 30.000  | 30.000                  | 30.000                | 30.000             |                                    | 34.096                 |
|              | 20                   | 24                 | 02                    |                   |                   | Comisioane si alte costuri aferente<br>imprumuturilor interne              |                          | 30.000           | 30.000  | 30.000                  | 30.000                | 30.000             |                                    | 34.096                 |
|              | 30                   |                    |                       |                   |                   | TITLUL III DOBANZI   |                          | 70.000           | 70.000  | 70.000                  | 70.000                | 70.000             |                                    | 44.385                 |
|              | 30                   | 01                 |                       |                   |                   | Dobanzi aferente datoriei publice interne                                  |                          | 70.000           | 70.000  | 70.000                  | 70.000                | 70.000             |                                    | 44.385                 |
|              | 30                   | 01                 | 01                    |                   |                   | Dobanzi aferente datoriei publice<br>interne directe                       |                          | 70.000           | 70.000  | 70.000                  | 70.000                | 70.000             |                                    | 44.385                 |
| 6000         | 02                   |                    |                       |                   |                   | Partea II-a APARARE, ORDINE PUBLICA SI<br>SIGURANTA NATIONALA              |                          | 328.000          | 348.000 | 300.166                 | 300.166               | 300.166            |                                    | 296.627                |
| 6102         |                      |                    |                       |                   |                   | ORDINE PUBLICA SI SIGURANTA NATIONALA<br>CHELTUIELI CURENTE                |                          | 328.000          | 348.000 | 300.166                 | 300.166               | 300.166            |                                    | 296.627                |
|              | 01                   |                    |                       |                   |                   | TITLUL I CHELTUIELI DE PERSONAL  |                          | 228.000          | 248.000 | 237.051                 | 237.051               | 237.051            |                                    | 234.932                |
|              | 10                   |                    |                       |                   |                   | Cheltuieli salariale in bani   |                          | 158.000          | 173.800 | 168.734                 | 168.734               | 168.734            |                                    | 169.752                |
|              | 10                   | 01                 | 01                    |                   |                   | Salarii de baza  |                          | 134.000          | 146.000 | 145.451                 | 145.451               | 145.451            |                                    | 143.896                |
|              | 10                   | 01                 | 06                    |                   |                   | Alte sporuri   |                          | 10.000           | 10.000  | 9.939                   | 9.939                 | 9.939              |                                    | 10.795                 |
|              | 10                   | 01                 | 30                    |                   |                   | Alte drepturi salariale in bani  |                          | 14.000           | 17.800  | 13.344                  | 13.344                | 13.344             |                                    | 15.061                 |
|              | 10                   | 02                 |                       |                   |                   | Cheltuieli salariale in natura   |                          | 32.400           | 29.900  | 29.149                  | 29.149                | 29.149             |                                    | 26.728                 |
|              | 10                   | 02                 | 02                    |                   |                   | Norme de hrana   |                          | 32.400           | 29.900  | 29.149                  | 29.149                | 29.149             |                                    | 26.728                 |
|              | 10                   | 03                 |                       |                   |                   | Contributii  |                          | 37.600           | 44.300  | 39.168                  | 39.168                | 39.168             |                                    | 38.452                 |
|              | 10                   | 03                 | 01                    |                   |                   | Contributii de asigurari sociale de<br>stat                                |                          | 24.500           | 28.000  | 26.876                  | 26.876                | 26.876             |                                    | 27.062                 |
|              | 10                   | 03                 | 02                    |                   |                   | Contributii de asigurari de somaj  |                          | 900              | 1.100   | 864                     | 864                   | 864                |                                    | 869                    |
|              | 10                   | 03                 | 03                    |                   |                   | Contributii de asigurari sociale de<br>sanatate                            |                          | 10.000           | 12.000  | 8.761                   | 8.761                 | 8.761              |                                    | 8.820                  |
|              | 10                   | 03                 | 04                    |                   |                   | Contributii de asigurari pentru<br>accidente de munca si boli profesionale |                          | 500              | 500     | 256                     | 256                   | 256                |                                    | 258                    |

| Capi-<br>tol | Sub-<br>capi-<br>tol | Pa-<br>ra-<br>graf | Gru-<br>pa /<br>Titlu | Ar-<br>ti-<br>col | Ali-<br>ne-<br>at | Denumire indicator  | Credite de<br>angajament | Credite bugetare |            | Angajamente<br>bugetare | Angajamente<br>legale | Plati<br>efectuate | Angajamente<br>legale<br>de platit | Cheltuieli<br>efective |
|--------------|----------------------|--------------------|-----------------------|-------------------|-------------------|---|--------------------------|------------------|------------|-------------------------|-----------------------|--------------------|------------------------------------|------------------------|
|              |                      |                    |                       |                   |                   |   |                          | initiale         | definitive |                         |                       |                    |                                    |                        |
| A            |                      |                    |                       |                   |                   | B   | 1                        | 2                | 3          | 4                       | 5                     | 6                  | 7=5-6                              | 8                      |
|              | 10                   | 03                 | 06                    |                   |                   | Contributii pentru concedii si indemnizatii               |                          | 1.700            | 2.700      | 2.411                   | 2.411                 | 2.411              | 2.411                              | 1.443                  |
|              | 20                   |                    |                       |                   |                   | TITLUL II BUNURI SI SERVICII                              |                          | 100.000          | 100.000    | 63.115                  | 63.115                | 63.115             | 63.115                             | 61.695                 |
|              | 20                   | 01                 |                       |                   |                   | Bunuri si servicii  |                          | 72.500           | 69.500     | 57.190                  | 57.190                | 57.190             | 57.190                             | 57.245                 |
|              | 20                   | 01                 | 05                    |                   |                   | Carburanti si lubrifianti                                 |                          | 64.000           | 61.000     | 57.190                  | 57.190                | 57.190             | 57.190                             | 57.190                 |
|              | 20                   | 01                 | 30                    |                   |                   | Alte bunuri si servicii pentru intretinere si functionare |                          | 8.500            | 8.500      |                         |                       |                    |                                    | 55                     |
|              | 20                   | 02                 |                       |                   |                   | Reparatii curente   |                          | 10.000           | 10.000     |                         |                       |                    |                                    |                        |
|              | 20                   | 05                 |                       |                   |                   | Bunuri de natura obiectelor de inventar                   |                          | 7.500            | 7.500      | 4.965                   | 4.965                 | 4.965              | 4.965                              | 3.550                  |
|              | 20                   | 05                 | 01                    |                   |                   | Uniforme si echipament                                    |                          | 7.500            | 7.500      | 4.965                   | 4.965                 | 4.965              | 4.965                              | 3.550                  |
|              | 20                   | 06                 |                       |                   |                   | Deplasari, detasari, transferari                          |                          | 3.000            | 3.000      | 960                     | 960                   | 960                | 960                                | 900                    |
|              | 20                   | 06                 | 01                    |                   |                   | Deplasari interne, detasari, transferari                  |                          | 3.000            | 3.000      | 960                     | 960                   | 960                | 960                                | 900                    |
|              | 20                   | 13                 |                       |                   |                   | Pregatire profesionala                                    |                          | 7.000            | 10.000     |                         |                       |                    |                                    |                        |
| 6500         | 02                   |                    |                       |                   |                   | Partea III-a CHELTUIELI SOCIAL-CULTURALE                  |                          | 9.817.000        | 11.812.160 | 9.939.467               | 9.939.467             | 9.939.467          | 9.939.467                          | 10.435.483             |
| 6502         |                      |                    |                       |                   |                   | INVATAMANT  |                          | 5.545.000        | 6.446.860  | 6.407.489               | 6.407.489             | 6.407.489          | 6.407.489                          | 6.638.539              |
|              | 01                   |                    |                       |                   |                   | CHELTUIELI CURENTE  |                          | 5.545.000        | 6.419.860  | 6.381.589               | 6.381.589             | 6.381.589          | 6.381.589                          | 6.169.919              |
|              | 10                   |                    |                       |                   |                   | TITLUL I CHELTUIELI DE PERSONAL                           |                          | 4.771.000        | 5.355.000  | 5.345.361               | 5.345.361             | 5.345.361          | 5.345.361                          | 5.376.853              |
|              | 10                   | 01                 |                       |                   |                   | Cheltuieli salariale in bani                              |                          | 3.841.900        | 4.317.530  | 4.312.780               | 4.312.780             | 4.312.780          | 4.312.780                          | 4.354.281              |
|              | 10                   | 01                 | 01                    |                   |                   | Salarii de baza   |                          | 3.570.200        | 3.957.800  | 3.953.526               | 3.953.526             | 3.953.526          | 3.953.526                          | 3.965.086              |
|              | 10                   | 01                 | 06                    |                   |                   | Alte sporuri  |                          | 20.400           | 36.110     | 35.933                  | 35.933                | 35.933             | 35.933                             | 29.469                 |
|              | 10                   | 01                 | 10                    |                   |                   | Fond pentru posturi ocupate prin cumul                    |                          | 63.000           | 32.190     | 32.154                  | 32.154                | 32.154             | 32.154                             | 28.335                 |
|              | 10                   | 01                 | 11                    |                   |                   | Fond aferent platii cu ora                                |                          | 188.300          | 291.430    | 291.167                 | 291.167               | 291.167            | 291.167                            | 331.391                |
|              | 10                   | 02                 |                       |                   |                   | Cheltuieli salariale in natura                            |                          | 66.000           | 66.000     | 61.813                  | 61.813                | 61.813             | 61.813                             | 59.606                 |
|              | 10                   | 02                 | 05                    |                   |                   | Transportul la si de la locul de munca                    |                          | 66.000           | 66.000     | 61.813                  | 61.813                | 61.813             | 61.813                             | 59.606                 |
|              | 10                   | 03                 |                       |                   |                   | Contributii   |                          | 863.100          | 971.470    | 970.768                 | 970.768               | 970.768            | 970.768                            | 962.966                |
|              | 10                   | 03                 | 01                    |                   |                   | Contributii de asigurari sociale de stat                  |                          | 617.600          | 682.410    | 682.408                 | 682.408               | 682.408            | 682.408                            | 691.193                |
|              | 10                   | 03                 | 02                    |                   |                   | Contributii de asigurari de somaj                         |                          | 21.100           | 20.790     | 20.459                  | 20.459                | 20.459             | 20.459                             | 21.228                 |

| Capi-<br>tol | Sub-<br>capi-<br>tol | Pa-<br>ra-<br>graf | Gru-<br>pa /<br>Titlu | Ar-<br>ti-<br>col | Ali-<br>ne-<br>at | Denumire indicator  | Credite de<br>angajament | Credite bugetare |         | Angajamente<br>bugetare | Angajamente<br>legale | Plati<br>efectuate | Angajamente<br>legale<br>de platit | Cheltuieli<br>efective |
|--------------|----------------------|--------------------|-----------------------|-------------------|-------------------|---|--------------------------|------------------|---------|-------------------------|-----------------------|--------------------|------------------------------------|------------------------|
|              |                      |                    |                       |                   |                   |   |                          | 2                | 3       |                         |                       |                    |                                    |                        |
| A            |                      |                    |                       |                   |                   |   | 1                        | 2                | 3       | 4                       | 5                     | 6                  | 7=5-6                              | 8                      |
|              |                      |                    |                       |                   |                   | B   |                          |                  |         |                         |                       |                    |                                    |                        |
|              | 10                   | 03                 | 03                    |                   |                   | Contributii de asigurari sociale de sanatate                            |                          | 174.200          | 218.120 | 218.111                 | 218.111               | 218.111            | 218.111                            | 223.037                |
|              | 10                   | 03                 | 04                    |                   |                   | Contributii de asigurari pentru accidente de munca si boli profesionale |                          | 9.600            | 8.590   | 8.342                   | 8.342                 | 8.342              | 8.342                              | 9.253                  |
|              | 10                   | 03                 | 06                    |                   |                   | Contributii pentru concedii si indemnizatii                             |                          | 40.600           | 41.560  | 41.448                  | 41.448                | 41.448             | 41.448                             | 18.255                 |
|              | 20                   |                    |                       |                   |                   | TITLUL II BUNURI SI SERVICII  |                          | 656.000          | 889.000 | 870.739                 | 870.739               | 870.739            | 870.739                            | 627.597                |
|              | 20                   | 01                 |                       |                   |                   | Bunuri si servicii  |                          | 546.500          | 585.120 | 585.072                 | 585.072               | 585.072            | 585.072                            | 568.021                |
|              | 20                   | 01                 | 01                    |                   |                   | Furnituri de birou  |                          | 18.700           | 34.010  | 34.009                  | 34.009                | 34.009             | 34.009                             | 36.870                 |
|              | 20                   | 01                 | 02                    |                   |                   | Materiale pentru curatenie  |                          | 42.000           | 39.500  | 39.497                  | 39.497                | 39.497             | 39.497                             | 44.340                 |
|              | 20                   | 01                 | 03                    |                   |                   | Incalzit, iluminat si forta motrica                                     |                          | 326.000          | 288.810 | 288.805                 | 288.805               | 288.805            | 288.805                            | 275.719                |
|              | 20                   | 01                 | 04                    |                   |                   | Apa, canal si salubritate   |                          | 38.000           | 32.590  | 32.584                  | 32.584                | 32.584             | 32.584                             | 32.753                 |
|              | 20                   | 01                 | 05                    |                   |                   | Carburanti si lubrifianti   |                          | 5.000            | 5.460   | 5.453                   | 5.453                 | 5.453              | 5.453                              | 5.443                  |
|              | 20                   | 01                 | 06                    |                   |                   | Piese de schimb   |                          | 4.000            | 1.900   | 1.900                   | 1.900                 | 1.900              | 1.900                              | 161                    |
|              | 20                   | 01                 | 07                    |                   |                   | Transport   |                          | 4.000            |         |                         |                       |                    |                                    | 538                    |
|              | 20                   | 01                 | 08                    |                   |                   | Posta, telecomunicatii, radio, tv, internet                             |                          | 16.000           | 13.330  | 13.321                  | 13.321                | 13.321             | 13.321                             | 12.221                 |
|              | 20                   | 01                 | 09                    |                   |                   | Materiale si prestari de servicii cu caracter functional                |                          | 43.800           | 65.430  | 65.421                  | 65.421                | 65.421             | 65.421                             | 66.924                 |
|              | 20                   | 01                 | 30                    |                   |                   | Alte bunuri si servicii pentru intretinere si functionare               |                          | 49.000           | 104.090 | 104.082                 | 104.082               | 104.082            | 104.082                            | 93.052                 |
|              | 20                   | 02                 |                       |                   |                   | Reparatii curente   |                          | 60.000           | 54.600  | 54.596                  | 54.596                | 54.596             | 54.596                             | 45.984                 |
|              | 20                   | 04                 |                       |                   |                   | Medicamente si materiale sanitare                                       |                          | 500              | 100     | 92                      | 92                    | 92                 | 92                                 | 92                     |
|              | 20                   | 04                 | 01                    |                   |                   | Medicamente   |                          | 500              | 100     | 92                      | 92                    | 92                 | 92                                 | 92                     |
|              | 20                   | 05                 |                       |                   |                   | Bunuri de natura obiectelor de inventar                                 |                          | 31.000           | 238.030 | 219.831                 | 219.831               | 219.831            | 219.831                            | 2.844                  |
|              | 20                   | 05                 | 01                    |                   |                   | Uniforme si echipament  |                          | 3.000            |         |                         |                       |                    |                                    |                        |
|              | 20                   | 05                 | 30                    |                   |                   | Alte obiecte de inventar  |                          | 28.000           | 238.030 | 219.831                 | 219.831               | 219.831            | 219.831                            | 2.844                  |
|              | 20                   | 06                 |                       |                   |                   | Deplasari, detasari, transferari  |                          | 14.000           | 8.350   | 8.349                   | 8.349                 | 8.349              | 8.349                              | 8.356                  |

| Capi-<br>tol | Sub-<br>capi-<br>tol | Pa-<br>ra-<br>graf | Gru-<br>pa /<br>Titlu | Ar-<br>ti-<br>col | Al-<br>ne-<br>at | Denumire indicator                                       | Credite de<br>angajament | Credite bugetare |            | Angajamente<br>legale | Plati<br>efectuate | Angajamente<br>legale<br>de platit | Cheltuieli<br>efective |   |
|--------------|----------------------|--------------------|-----------------------|-------------------|------------------|--|--------------------------|------------------|------------|-----------------------|--------------------|------------------------------------|------------------------|---|
|              |                      |                    |                       |                   |                  |  |                          | initiale         | definitive |                       |                    |                                    |                        |   |
| A            |                      |                    |                       |                   |                  |  | 1                        | 2                | 3          | 4                     | 5                  | 6                                  | 7=5-6                  | 8 |
|              |                      |                    |                       |                   |                  | B  |                          |                  |            |                       |                    |                                    |                        |   |
|              | 20                   | 06                 | 01                    |                   |                  | Deplasari interne, detasari, transferari                 |                          | 14.000           | 8.350      | 8.349                 | 8.349              | 8.349                              | 8.356                  |   |
|              | 20                   | 11                 |                       |                   |                  | Carti, publicatii si materiale<br>documentare            |                          | 2.000            | 500        | 499                   | 499                | 499                                | 2.300                  |   |
|              | 20                   | 13                 |                       |                   |                  | Pregatire profesionala                                   |                          | 2.000            | 2.300      | 2.300                 | 2.300              | 2.300                              | 2.300                  |   |
|              | 57                   |                    |                       |                   |                  | TITLUL VIII ASISTENTA SOCIALA                            |                          |                  | 57.860     | 47.510                | 47.510             | 47.510                             | 47.510                 |   |
|              | 57                   | 02                 |                       |                   |                  | Ajutoare sociale   |                          |                  | 57.860     | 47.510                | 47.510             | 47.510                             | 47.510                 |   |
|              | 57                   | 02                 | 01                    |                   |                  | Ajutoare sociale in numerar                              |                          |                  | 25.860     | 25.860                | 25.860             | 25.860                             | 25.860                 |   |
|              | 57                   | 02                 | 03                    |                   |                  | Tichete de cresa si tichete<br>sociale pentru gradinita  |                          |                  | 32.000     | 21.650                | 21.650             | 21.650                             | 21.650                 |   |
|              | 59                   |                    |                       |                   |                  | TITLUL XI ALTE CHELTUIELI                                |                          | 118.000          | 118.000    | 117.979               | 117.979            | 117.979                            | 117.959                |   |
|              | 59                   | 01                 |                       |                   |                  | Burse  |                          | 118.000          | 118.000    | 117.979               | 117.979            | 117.979                            | 117.959                |   |
|              | 70                   |                    |                       |                   |                  | CHELTUIELI DE CAPITAL                                    |                          |                  | 27.000     | 25.900                | 25.900             | 25.900                             | 468.620                |   |
|              | 71                   |                    |                       |                   |                  | TITLUL XIII ACTIVE NEFINANCIARE                          |                          |                  | 27.000     | 25.900                | 25.900             | 25.900                             | 468.620                |   |
|              | 71                   | 01                 |                       |                   |                  | Active fixe  |                          |                  | 27.000     | 25.900                | 25.900             | 25.900                             | 468.620                |   |
|              | 71                   | 01                 | 01                    |                   |                  | Constructii  |                          |                  |            |                       |                    |                                    | 436.000                |   |
|              | 71                   | 01                 | 02                    |                   |                  | Masini, echipamente si mijloace de<br>transport          |                          |                  |            |                       |                    |                                    | 23.623                 |   |
|              | 71                   | 01                 | 03                    |                   |                  | Mobilier, aparatura birotica si alte<br>active corporale |                          |                  |            |                       |                    |                                    | 8.997                  |   |
|              | 71                   | 01                 | 30                    |                   |                  | Alte active fixe   |                          |                  |            |                       |                    |                                    |                        |   |
|              |                      |                    |                       |                   |                  | (inclusiv reparatii capitale)                            |                          |                  | 27.000     | 25.900                | 25.900             | 25.900                             |                        |   |
| 6602         |                      |                    |                       |                   |                  | SANATATE   |                          | 292.000          | 303.000    | 250.470               | 250.470            | 250.470                            | 638.750                |   |
|              | 01                   |                    |                       |                   |                  | CHELTUIELI CURENTE                                       |                          | 127.000          | 138.000    | 89.070                | 89.070             | 89.070                             | 89.813                 |   |
|              | 10                   |                    |                       |                   |                  | TITLUL I CHELTUIELI DE PERSONAL                          |                          | 70.000           | 81.000     | 74.832                | 74.832             | 74.832                             | 75.574                 |   |
|              | 10                   | 01                 |                       |                   |                  | Cheltuieli salariale in bani                             |                          | 56.800           | 64.350     | 61.110                | 61.110             | 61.110                             | 61.649                 |   |
|              | 10                   | 01                 | 01                    |                   |                  | Salarii de baza  |                          | 53.800           | 62.130     | 60.397                | 60.397             | 60.397                             | 58.443                 |   |
|              | 10                   | 01                 | 30                    |                   |                  | Alte drepturi salariale in bani                          |                          | 3.000            | 2.220      | 713                   | 713                | 713                                | 3.206                  |   |
|              | 10                   | 03                 |                       |                   |                  | Contributii  |                          | 13.200           | 16.650     | 13.722                | 13.722             | 13.722                             | 13.925                 |   |

| Capi-<br>tol | Sub-<br>capi-<br>tol | Pa-<br>ra-<br>graf | Gru-<br>pa /<br>Titlu | Ar-<br>ti-<br>col | Ali-<br>ne-<br>at | Denumire indicator   | Credite de<br>angajament | Credite bugetare |           | 4         | 5         | 6         | Angajamente<br>legale<br>de platit | Cheltuieli<br>efective |  |
|--------------|----------------------|--------------------|-----------------------|-------------------|-------------------|--|--------------------------|------------------|-----------|-----------|-----------|-----------|------------------------------------|------------------------|--|
|              |                      |                    |                       |                   |                   |  |                          | 2                | 3         |           |           |           |                                    |                        |  |
| A            |                      |                    |                       |                   |                   |  | 1                        | 2                | 3         | 4         | 5         | 6         | 7=5-6                              | 8                      |  |
|              |                      |                    |                       |                   |                   | B  |                          |                  |           |           |           |           |                                    |                        |  |
|              | 10                   | 03                 | 01                    |                   |                   | Contributii de asigurari sociale de<br>stat                                |                          | 9.200            | 10.660    | 9.658     | 9.658     | 9.658     | 9.658                              | 9.743                  |  |
|              | 10                   | 03                 | 02                    |                   |                   | Contributii de asigurari de somaj  |                          | 300              | 500       | 303       | 303       | 303       | 303                                | 306                    |  |
|              | 10                   | 03                 | 03                    |                   |                   | Contributii de asigurari sociale de<br>sanatate                            |                          | 3.000            | 4.360     | 3.183     | 3.183     | 3.183     | 3.183                              | 3.211                  |  |
|              | 10                   | 03                 | 04                    |                   |                   | Contributii de asigurari pentru<br>accidente de munca si boli profesionale |                          | 200              | 280       | 96        | 96        | 96        | 96                                 | 97                     |  |
|              | 10                   | 03                 | 06                    |                   |                   | Contributii pentru concedii si<br>indemnizatii                             |                          | 500              | 850       | 482       | 482       | 482       | 482                                | 568                    |  |
|              | 20                   |                    |                       |                   |                   | TITLUL II BUNURI SI SERVICII   |                          | 57.000           | 57.000    | 14.238    | 14.238    | 14.238    | 14.238                             | 14.239                 |  |
|              | 20                   | 01                 |                       |                   |                   | Bunuri si servicii   |                          | 33.000           | 33.000    | 401       | 401       | 401       | 401                                | 402                    |  |
|              | 20                   | 01                 | 03                    |                   |                   | Incalzit, iluminat si forta motrica  |                          | 2.000            | 2.000     | 401       | 401       | 401       | 401                                | 402                    |  |
|              | 20                   | 01                 | 30                    |                   |                   | Alte bunuri si servicii pentru<br>intretinere si functionare               |                          | 31.000           | 31.000    |           |           |           |                                    |                        |  |
|              | 20                   | 05                 |                       |                   |                   | Bunuri de natura obiectelor de inventar                                    |                          | 24.000           | 24.000    | 13.837    | 13.837    | 13.837    | 13.837                             | 13.837                 |  |
|              | 20                   | 05                 | 30                    |                   |                   | Alte obiecte de inventar   |                          | 24.000           | 24.000    | 13.837    | 13.837    | 13.837    | 13.837                             | 13.837                 |  |
|              | 70                   |                    |                       |                   |                   | CHELTUIELI DE CAPITAL  |                          | 165.000          | 165.000   | 161.400   | 161.400   | 161.400   | 161.400                            | 548.937                |  |
|              | 71                   |                    |                       |                   |                   | TITLUL XIII ACTIVE NEFINANCIARE  |                          | 165.000          | 165.000   | 161.400   | 161.400   | 161.400   | 161.400                            | 548.937                |  |
|              | 71                   | 01                 |                       |                   |                   | Active fixe  |                          | 165.000          | 165.000   | 161.400   | 161.400   | 161.400   | 161.400                            | 548.937                |  |
|              | 71                   | 01                 | 01                    |                   |                   | Constructii  |                          |                  |           |           |           |           |                                    | 535.617                |  |
|              | 71                   | 01                 | 02                    |                   |                   | Masini, echipamente si mijloace de<br>transport                            |                          |                  |           |           |           |           |                                    | 13.320                 |  |
|              | 71                   | 01                 | 30                    |                   |                   | Alte active fixe<br>(inclusiv reparatii capitale)                          |                          | 165.000          | 165.000   | 161.400   | 161.400   | 161.400   | 161.400                            | 961.656                |  |
| 6702         |                      |                    |                       |                   |                   | CULTURA, RECREERE SI RELIGIE   |                          | 1.655.600        | 2.637.600 | 1.102.727 | 1.102.727 | 1.102.727 | 1.102.727                          | 956.352                |  |
|              | 01                   |                    |                       |                   |                   | CHELTUIELI CURENTE   |                          | 857.100          | 1.024.100 | 956.412   | 956.412   | 956.412   | 956.412                            | 88.374                 |  |
|              | 10                   |                    |                       |                   |                   | TITLUL I CHELTUIELI DE PERSONAL  |                          | 99.000           | 99.000    | 88.434    | 88.434    | 88.434    | 88.434                             | 88.374                 |  |
|              | 10                   | 01                 |                       |                   |                   | Cheltuieli salariale in bani   |                          | 79.950           | 79.550    | 72.106    | 72.106    | 72.106    | 72.106                             | 72.106                 |  |

| Capi-<br>tol | Sub-<br>capi-<br>tol | Pa-<br>ra-<br>graf | Gru-<br>pa /<br>Titlu | Ar-<br>ti-<br>col | Al-<br>ne-<br>at | Denumire indicator   | Credite de<br>angajament | Credite bugetare |         | Angajamente<br>legale | Plati<br>efectuate | Angajamente<br>legale<br>de platit | Cheltuieli<br>efective |   |
|--------------|----------------------|--------------------|-----------------------|-------------------|------------------|--|--------------------------|------------------|---------|-----------------------|--------------------|------------------------------------|------------------------|---|
|              |                      |                    |                       |                   |                  |  |                          | 2                | 3       |                       |                    |                                    |                        |   |
| A            |                      |                    |                       |                   |                  |  | 1                        | 2                | 3       | 4                     | 5                  | 6                                  | 7=5-6                  | 8 |
| B            |                      |                    |                       |                   |                  |  |                          |                  |         |                       |                    |                                    |                        |   |
|              | 10                   | 01                 | 01                    |                   |                  | Salarii de baza  |                          | 65.550           | 65.650  | 64.857                | 64.857             | 64.857                             | 64.995                 |   |
|              | 10                   | 01                 | 06                    |                   |                  | Alte sporuri   |                          | 5.400            | 5.400   |                       |                    |                                    |                        |   |
|              | 10                   | 01                 | 30                    |                   |                  | Alte drepturi salariale in bani  |                          | 9.000            | 8.500   | 7.249                 | 7.249              | 7.249                              | 7.111                  |   |
|              | 10                   | 02                 |                       |                   |                  | Cheltuieli salariale in natura   |                          | 200              | 200     |                       |                    |                                    |                        |   |
|              | 10                   | 02                 | 05                    |                   |                  | Transportul la si de la locul de munca                                     |                          | 200              | 200     |                       |                    |                                    |                        |   |
|              | 10                   | 03                 |                       |                   |                  | Contributii  |                          | 18.850           | 19.250  | 16.328                | 16.328             | 16.328                             | 16.268                 |   |
|              | 10                   | 03                 | 01                    |                   |                  | Contributii de asigurari sociale de<br>stat                                |                          | 13.150           | 13.050  | 11.381                | 11.381             | 11.381                             | 11.381                 |   |
|              | 10                   | 03                 | 02                    |                   |                  | Contributii de asigurari de somaj  |                          | 600              | 600     | 364                   | 364                | 364                                | 364                    |   |
|              | 10                   | 03                 | 03                    |                   |                  | Contributii de asigurari sociale de<br>sanatate                            |                          | 4.200            | 4.100   | 3.688                 | 3.688              | 3.688                              | 3.688                  |   |
|              | 10                   | 03                 | 04                    |                   |                  | Contributii de asigurari pentru<br>accidente de munca si boli profesionale |                          | 200              | 200     | 107                   | 107                | 107                                | 107                    |   |
|              | 10                   | 03                 | 06                    |                   |                  | Contributii pentru concedii si<br>indemnizatii                             |                          | 700              | 1.300   | 788                   | 788                | 788                                | 728                    |   |
|              | 20                   |                    |                       |                   |                  | TITLUL II BUNURI SI SERVICII   |                          | 250.100          | 322.100 | 274.533               | 274.533            | 274.533                            | 274.533                |   |
|              | 20                   | 01                 |                       |                   |                  | Bunuri si servicii   |                          | 29.500           | 29.500  | 19.063                | 19.063             | 19.063                             | 19.063                 |   |
|              | 20                   | 01                 | 01                    |                   |                  | Furnituri de birou   |                          | 500              | 500     |                       |                    |                                    |                        |   |
|              | 20                   | 01                 | 03                    |                   |                  | Incalzit, iluminat si forta motrica  |                          | 24.000           | 22.000  | 14.129                | 14.129             | 14.129                             | 14.129                 |   |
|              | 20                   | 01                 | 09                    |                   |                  | Materiale si prestari de servicii cu<br>caracter functional                |                          | 5.000            | 7.000   | 4.934                 | 4.934              | 4.934                              | 4.934                  |   |
|              | 20                   | 02                 |                       |                   |                  | Reparatii curente  |                          | 30.000           | 30.000  | 28.508                | 28.508             | 28.508                             | 28.508                 |   |
|              | 20                   | 06                 |                       |                   |                  | Deplasari, detasari, transferari   |                          | 500              | 500     |                       |                    |                                    |                        |   |
|              | 20                   | 06                 | 01                    |                   |                  | Deplasari interne, detasari, transferari                                   |                          | 500              | 500     |                       |                    |                                    |                        |   |
|              | 20                   | 11                 |                       |                   |                  | Carti, publicatii si materiale<br>documentare                              |                          | 35.000           | 35.000  | 2.745                 | 2.745              | 2.745                              | 2.745                  |   |
|              | 20                   | 30                 |                       |                   |                  | Alte cheltuieli  |                          | 185.100          | 227.100 | 224.217               | 224.217            | 224.217                            | 224.217                |   |
|              | 20                   | 30                 | 30                    |                   |                  | Alte cheltuieli cu bunuri si servicii                                      |                          | 185.100          | 227.100 | 224.217               | 224.217            | 224.217                            | 224.217                |   |





| Capi-<br>tol | Sub-<br>capi-<br>tol | Pa-<br>ra-<br>graf | Gru-<br>pa /<br>Titlu | Ar-<br>ti-<br>col | Ali-<br>ne-<br>at | Denumire indicator  | Credite de<br>angajament | Credite bugetare |            | Angajamente<br>bugetare | Angajamente<br>legale | Plati<br>efectuate | Angajamente<br>legale<br>de platit | Cheltuieli<br>efective |
|--------------|----------------------|--------------------|-----------------------|-------------------|-------------------|---|--------------------------|------------------|------------|-------------------------|-----------------------|--------------------|------------------------------------|------------------------|
|              |                      |                    |                       |                   |                   |   |                          | initiale         | definitive |                         |                       |                    |                                    |                        |
| A            |                      |                    |                       |                   |                   | B   | 1                        | 2                | 3          | 4                       | 5                     | 6                  | 7=5-6                              | 8                      |
|              |                      |                    |                       |                   |                   | indemnizatii  |                          | 1.500            | 6.500      | 3.176                   | 3.176                 | 3.176              | 728.819                            | 7.256                  |
|              |                      | 20                 |                       |                   |                   | TITLUL II BUNURI SI SERVICII  |                          |                  | 5.000      | 4.560                   | 4.560                 | 4.560              | 728.819                            | 4.560                  |
|              |                      | 20                 | 13                    |                   |                   | Pregatire profesionala  |                          |                  | 5.000      | 4.560                   | 4.560                 | 4.560              | 728.819                            | 4.560                  |
|              |                      | 51                 |                       |                   |                   | TITLUL VI TRANSFERURI INTRE UNITATI ALE   |                          |                  |            |                         |                       |                    |                                    |                        |
|              |                      | 51                 |                       |                   |                   | ADMINISTRATIEI PUBLICE  |                          | 780.000          | 780.000    | 728.819                 | 728.819               | 728.819            | 728.819                            | 728.819                |
|              |                      | 51                 | 01                    |                   |                   | Transferuri curente   |                          | 780.000          | 780.000    | 728.819                 | 728.819               | 728.819            | 728.819                            | 728.819                |
|              |                      | 51                 | 01                    | 39                |                   | Transferuri din bugetele locale pentru<br>finantarea unitatilor de asistenta<br>sociala si medico-sociale |                          | 780.000          | 780.000    | 728.819                 | 728.819               | 728.819            | 728.819                            | 728.819                |
|              |                      | 57                 |                       |                   |                   | TITLUL VIII ASISTENTA SOCIALA   |                          | 587.400          | 632.700    | 494.070                 | 494.070               | 494.070            | 496.423                            | 496.423                |
|              |                      | 57                 | 02                    |                   |                   | Ajutoare sociale  |                          | 587.400          | 632.700    | 494.070                 | 494.070               | 494.070            | 496.423                            | 496.423                |
|              |                      | 57                 | 02                    | 01                |                   | Ajutoare sociale in numerar   |                          | 587.400          | 632.700    | 494.070                 | 494.070               | 494.070            | 496.423                            | 496.423                |
| 7000         | 02                   |                    |                       |                   |                   | Partea IV-a SERVICII SI DEZVOLTARE  |                          | 1.540.000        | 1.540.000  | 1.078.408               | 1.078.408             | 1.078.408          | 1.026.937                          | 1.026.937              |
|              |                      |                    |                       |                   |                   | PUBLICA, LOCUINTE, MEDIU SI APE   |                          |                  |            |                         |                       |                    |                                    |                        |
| 7002         |                      |                    |                       |                   |                   | LOCUINTE, SERVICII SI DEZVOLTARE PUBLICA  |                          | 870.000          | 870.000    | 511.417                 | 511.417               | 511.417            | 441.804                            | 441.804                |
|              |                      | 01                 |                       |                   |                   | CHELTUIELI CURENTE  |                          | 500.000          | 500.000    | 328.933                 | 328.933               | 328.933            | 328.934                            | 328.934                |
|              |                      | 20                 |                       |                   |                   | TITLUL II BUNURI SI SERVICII  |                          | 500.000          | 500.000    | 328.933                 | 328.933               | 328.933            | 328.934                            | 328.934                |
|              |                      | 20                 | 01                    |                   |                   | Bunuri si servicii  |                          | 460.000          | 460.000    | 328.933                 | 328.933               | 328.933            | 328.934                            | 328.934                |
|              |                      | 20                 | 01                    | 03                |                   | Incalziri, iluminat si forta motrica  |                          | 420.000          | 405.000    | 293.210                 | 293.210               | 293.210            | 293.211                            | 293.211                |
|              |                      | 20                 | 01                    | 09                |                   | Materiale si prestari de servicii cu<br>caracter functional   |                          | 15.000           | 30.000     | 14.768                  | 14.768                | 14.768             | 14.768                             | 14.768                 |
|              |                      | 20                 | 01                    | 30                |                   | Alte bunuri si servicii pentru<br>intretinere si functionare  |                          | 25.000           | 25.000     | 20.955                  | 20.955                | 20.955             | 20.955                             | 20.955                 |
|              |                      | 20                 | 30                    |                   |                   | Alte cheltuieli   |                          | 40.000           | 40.000     |                         |                       |                    |                                    |                        |
|              |                      | 20                 | 30                    | 30                |                   | Alte cheltuieli cu bunuri si servicii   |                          | 40.000           | 40.000     |                         |                       |                    |                                    |                        |
|              |                      | 70                 |                       |                   |                   | CHELTUIELI DE CAPITAL   |                          | 370.000          | 370.000    | 182.484                 | 182.484               | 182.484            | 182.484                            | 112.870                |
|              |                      | 71                 |                       |                   |                   | TITLUL XIII ACTIVE NEFINANCIARE   |                          | 370.000          | 370.000    | 182.484                 | 182.484               | 182.484            | 182.484                            | 112.870                |
|              |                      | 71                 | 01                    |                   |                   | Active fixe   |                          | 370.000          | 370.000    | 182.484                 | 182.484               | 182.484            | 182.484                            | 112.870                |

| Capi-<br>tol | Sub-<br>capi-<br>tol | Pa-<br>ra-<br>graf | Gru-<br>pa /<br>Titlu | Ar-<br>ti-<br>col | Ali-<br>ne-<br>at | Denumire indicator  | Credite de<br>angajament | Credite bugetare |            | Angajamente<br>bugetare | Angajamente<br>legale | Plati<br>efectuate | Angajamente<br>legale<br>de platit | Cheltuieli<br>efective |
|--------------|----------------------|--------------------|-----------------------|-------------------|-------------------|---|--------------------------|------------------|------------|-------------------------|-----------------------|--------------------|------------------------------------|------------------------|
|              |                      |                    |                       |                   |                   |   |                          | initiale         | definitive |                         |                       |                    |                                    |                        |
| A            |                      |                    |                       |                   |                   | B   | 1                        | 2                | 3          | 4                       | 5                     | 6                  | 7=5-6                              | 8                      |
|              |                      |                    | 71                    | 01                | 01                | Constructii   |                          |                  |            |                         |                       |                    |                                    | 1.416                  |
|              |                      |                    | 71                    | 01                | 02                | Masini, echipamente si mijloace de transport              |                          |                  |            |                         |                       |                    |                                    | 96.628                 |
|              |                      |                    | 71                    | 01                | 03                | Mobilier, aparatura biroutica si alte active corporale    |                          |                  |            |                         |                       |                    |                                    | 14.826                 |
|              |                      |                    | 71                    | 01                | 30                | Alte active fixe (inclusiv reparatii capitale)            |                          | 370.000          | 370.000    | 182.484                 | 182.484               | 182.484            |                                    |                        |
| 7402         |                      |                    | 01                    |                   |                   | PROTECTIA MEDIULUI  |                          | 670.000          | 670.000    | 566.991                 | 566.991               | 566.991            |                                    | 585.133                |
|              |                      |                    | 20                    |                   |                   | CHELTUIELI CURENTE  |                          | 670.000          | 670.000    | 566.991                 | 566.991               | 566.991            |                                    | 578.703                |
|              |                      |                    | 20                    | 01                |                   | TITLUL II BUNURI SI SERVICII                              |                          | 670.000          | 670.000    | 566.991                 | 566.991               | 566.991            |                                    | 578.703                |
|              |                      |                    | 20                    | 01                |                   | Bunuri si servicii  |                          | 630.000          | 630.000    | 566.991                 | 566.991               | 566.991            |                                    | 559.225                |
|              |                      |                    | 20                    | 01                | 04                | Apa, canal si salubritate                                 |                          | 474.000          | 474.000    | 430.455                 | 430.455               | 430.455            |                                    | 422.689                |
|              |                      |                    | 20                    | 01                | 09                | Materiale si prestari de servicii cu caracter functional  |                          | 96.000           | 96.000     | 71.949                  | 71.949                | 71.949             |                                    | 71.949                 |
|              |                      |                    | 20                    | 01                | 30                | Alte bunuri si servicii pentru intretinere si functionare |                          | 60.000           | 70.000     | 64.587                  | 64.587                | 64.587             |                                    | 64.587                 |
|              |                      |                    | 20                    | 05                |                   | Bunuri de natura obiectelor de inventar                   |                          | 40.000           | 40.000     |                         |                       |                    |                                    | 19.478                 |
|              |                      |                    | 20                    | 05                | 30                | Alte obiecte de inventar                                  |                          | 40.000           | 40.000     |                         |                       |                    |                                    | 19.478                 |
|              |                      |                    | 70                    |                   |                   | CHELTUIELI DE CAPITAL                                     |                          |                  |            |                         |                       |                    |                                    | 6.430                  |
|              |                      |                    | 71                    |                   |                   | TITLUL XIII ACTIVE NEFINANCIARE                           |                          |                  |            |                         |                       |                    |                                    | 6.430                  |
|              |                      |                    | 71                    | 01                |                   | Active fixe   |                          |                  |            |                         |                       |                    |                                    | 6.430                  |
|              |                      |                    | 71                    | 01                | 02                | Masini, echipamente si mijloace de transport              |                          |                  |            |                         |                       |                    |                                    | 5.767                  |
|              |                      |                    | 71                    | 01                | 03                | Mobilier, aparatura biroutica si alte active corporale    |                          |                  |            |                         |                       |                    |                                    | 663                    |
| 8000         | 02                   |                    |                       |                   |                   | Partea V-a ACTIUNI ECONOMICE                              |                          | 3.545.000        | 13.006.660 | 10.982.614              | 10.982.614            | 10.982.614         |                                    | 1.298.054              |
| 8402         |                      |                    |                       |                   |                   | TRANSPORTURI  |                          | 3.515.000        | 12.976.660 | 10.982.614              | 10.982.614            | 10.982.614         |                                    | 1.298.054              |
|              |                      |                    | 01                    |                   |                   | CHELTUIELI CURENTE  |                          | 1.100.000        | 1.100.000  | 706.524                 | 706.524               | 706.524            |                                    | 700.766                |

| Capi-<br>tol | Sub-<br>capi-<br>tol | Pa-<br>ra-<br>graf | Gru-<br>pa /<br>Titlu<br>col | Ali-<br>ne-<br>at | Denumire indicator   | Credite de<br>angajament | Credite bugetare |            | Angajamente<br>bugetare | Angajamente<br>legale | Plati<br>efectuate | Angajamente<br>legale<br>de platit | Cheltuieli<br>efective |
|--------------|----------------------|--------------------|------------------------------|-------------------|--|--------------------------|------------------|------------|-------------------------|-----------------------|--------------------|------------------------------------|------------------------|
|              |                      |                    |                              |                   |  |                          | 2                | 3          |                         |                       |                    |                                    |                        |
|              |                      |                    |                              |                   | <b>B</b>   | <b>1</b>                 | <b>2</b>         | <b>3</b>   | <b>4</b>                | <b>5</b>              | <b>6</b>           | <b>7=5-6</b>                       | <b>8</b>               |
|              |                      |                    |                              |                   |  |                          |                  |            |                         |                       |                    |                                    |                        |
|              |                      |                    |                              |                   | TITLUL II BUNURI SI SERVICII   |                          |                  |            |                         |                       |                    |                                    |                        |
|              |                      |                    |                              |                   | Bunuri si servicii   |                          | 1.100.000        | 1.100.000  | 706.524                 | 706.524               | 706.524            | 706.524                            | 700.766                |
|              |                      |                    |                              |                   | Carburanti si lubrifianti  |                          | 958.000          | 958.000    | 633.025                 | 633.025               | 633.025            | 633.025                            | 633.025                |
|              |                      |                    |                              |                   | Piese de schimb  |                          | 404.000          | 404.000    | 382.454                 | 382.454               | 382.454            | 382.454                            | 382.454                |
|              |                      |                    |                              |                   | Materiale si prestari de servicii cu caracter functional   |                          | 200.000          | 200.000    | 153.795                 | 153.795               | 153.795            | 153.795                            | 153.795                |
|              |                      |                    |                              |                   | Alte bunuri si servicii pentru intretinere si functionare  |                          | 26.000           | 26.000     | 18.022                  | 18.022                | 18.022             | 18.022                             | 18.022                 |
|              |                      |                    |                              |                   | Reparatii curente  |                          | 328.000          | 328.000    | 78.754                  | 78.754                | 78.754             | 78.754                             | 78.754                 |
|              |                      |                    |                              |                   | Bunuri de natura obiectelor de inventar  |                          | 134.000          | 124.000    | 67.181                  | 67.181                | 67.181             | 67.181                             | 67.181                 |
|              |                      |                    |                              |                   | Uniforme si echipament   |                          | 8.000            | 8.000      | 6.318                   | 6.318                 | 6.318              | 6.318                              | 560                    |
|              |                      |                    |                              |                   | Alte obiecte de inventar   |                          | 8.000            | 8.000      | 3.822                   | 3.822                 | 3.822              | 3.822                              | 560                    |
|              |                      |                    |                              |                   | CHELTUIELI DE CAPITAL  |                          |                  |            |                         |                       |                    |                                    |                        |
|              |                      |                    |                              |                   | Active fixe  |                          | 2.415.000        | 11.876.660 | 10.276.090              | 10.276.090            | 10.276.090         | 10.276.090                         | 597.288                |
|              |                      |                    |                              |                   | Constructii  |                          | 2.415.000        | 11.876.660 | 10.276.090              | 10.276.090            | 10.276.090         | 10.276.090                         | 597.288                |
|              |                      |                    |                              |                   | Masini, echipamente si mijloace de transport   |                          | 1.865.000        | 11.308.660 | 9.913.090               | 9.913.090             | 9.913.090          | 9.913.090                          | 554.711                |
|              |                      |                    |                              |                   | Alte active fixe (inclusiv reparatii capitale)   |                          | 330.000          | 330.000    | 160.877                 | 160.877               | 160.877            | 160.877                            | 42.577                 |
|              |                      |                    |                              |                   | ALTE ACTIUNI ECONOMICE   |                          | 220.000          | 238.000    | 202.123                 | 202.123               | 202.123            | 202.123                            |                        |
|              |                      |                    |                              |                   | OPERATIUNI FINANCIARE  |                          | 30.000           | 30.000     |                         |                       |                    |                                    |                        |
|              |                      |                    |                              |                   | TITLUL XVI IMPRUMUTURI   |                          | 30.000           | 30.000     |                         |                       |                    |                                    |                        |
|              |                      |                    |                              |                   | Imprumuturi pentru institutii si servicii publice sau activitati finantate integral din venituri proprii |                          | 30.000           | 30.000     |                         |                       |                    |                                    |                        |

8702



Conducatorul institutiei

Conducatorul compartimentului financiar-contabil

CONTUL DE EXECUTIE AL INSTITUTIILOR PUBLICE FINANTATE  
DIN VENITURI PROPRII SI SUBVENTII DIN BUGETUL LOCAL - VENITURI  
31.12.2016

| Tipul de venituri | Denumire indicator   | Prevederi bugetare |           | Prevederi bugetare definitive | Drepturi constatate |                  |                     | Incasari realizate | Stingeri pe alte cai decat incasari | Drepturi constatate de incasat |
|-------------------|--|--------------------|-----------|-------------------------------|---------------------|------------------|---------------------|--------------------|-------------------------------------|--------------------------------|
|                   |  | initiale           | 1         |                               | 2                   | Total, din care: | din anii precedenti |                    |                                     |                                |
| A                 |  | 1                  | 2         | 3=4+5                         | 4                   | 5                | 6                   | 7                  | 8=3-6-7                             |                                |
| <b>B</b>          |  |                    |           |                               |                     |                  |                     |                    |                                     |                                |
| 01                | TOTAL VENITURI- VENITURI   | 2.507.400          | 2.551.650 | 2.416.592                     | 162.807             | 2.253.785        | 2.225.048           |                    | 191.544                             |                                |
| 02                | I. VENITURI CURENTE  | 1.644.400          | 1.688.650 | 1.657.907                     | 162.807             | 1.495.100        | 1.466.363           |                    | 191.544                             |                                |
| 00                | C. VENITURI NEFISCALE  | 1.644.400          | 1.688.650 | 1.657.907                     | 162.807             | 1.495.100        | 1.466.363           |                    | 191.544                             |                                |
| 00                | C1. VENITURI DIN PROPRIETATE   | 110.000            | 128.000   | 59.449                        |                     | 59.449           | 58.591              |                    | 858                                 |                                |
| 00                | VENITURI DIN PROPRIETATE   | 110.000            | 128.000   | 59.449                        |                     | 59.449           | 58.591              |                    | 858                                 |                                |
| 05                | Venituri din concesiuni si inchirieri  | 81.000             | 99.000    | 49.987                        |                     | 49.987           | 49.129              |                    | 858                                 |                                |
| 05                | Alte venituri din concesiuni si inchirieri de catre institutiile publice       | 81.000             | 99.000    | 49.987                        |                     | 49.987           | 49.129              |                    | 858                                 |                                |
| 09                | Venituri din utilizarea pasunilor comunale                                     | 19.000             | 19.000    | 9.462                         |                     | 9.462            | 9.462               |                    |                                     |                                |
| 50                | Alte venituri din proprietate  | 10.000             | 10.000    |                               |                     |                  |                     |                    |                                     |                                |
| 00                | C2. VANZARI DE BUNURI SI SERVICII  | 1.534.400          | 1.560.650 | 1.598.458                     | 162.807             | 1.435.651        | 1.407.772           |                    | 190.686                             |                                |
| 00                | VENITURI DIN PRESTARI DE SERVICII SI ALTE ACTIVITATI                           | 1.436.000          | 1.436.000 | 1.459.988                     | 161.251             | 1.298.737        | 1.269.949           |                    | 190.039                             |                                |
| 08                | Venituri din prestari de servicii  | 1.312.000          | 1.312.000 | 1.336.935                     | 160.611             | 1.176.324        | 1.147.166           |                    | 189.769                             |                                |
| 13                | Contributia de intretinere a persoanelor asistate                              | 124.000            | 124.000   | 123.053                       | 640                 | 122.413          | 122.783             |                    | 270                                 |                                |
| 10                | AMENZI, PENALITATI SI CONFISCARI   | 6.000              | 6.000     | 4.947                         | 1.556               | 3.391            | 4.300               |                    | 647                                 |                                |
| 50                | Alte amenzi, penalitati si confiscari  | 6.000              | 6.000     | 4.947                         | 1.556               | 3.391            | 4.300               |                    | 647                                 |                                |
| 00                | DIVERSE VENITURI   | 62.400             | 67.400    | 112.273                       | 476                 | 112.273          | 112.273             |                    |                                     |                                |
| 00                | Sume provenite din finantarea bugetara a anilor precedenti                     |                    |           |                               | 476                 |                  | 476                 |                    |                                     |                                |
| 00                | Sume provenite din finantarea bugetara a anilor precedenti, aferente sectiunii |                    |           |                               |                     |                  |                     |                    |                                     |                                |

| Tipul<br>capi-<br>tol | Sub-<br>pa-<br>ra-<br>gra-<br>ful | Pa-<br>ra-<br>gra-<br>ful | Ar-<br>ti-<br>col | Ali-<br>ne-<br>at | Denumire indicator  | Prevederi<br>bugetare<br>initiale | Prevederi<br>bugetare<br>definitive | Drepturi constatate |                        |                    | Incasari<br>realizate | Stingeri pe<br>alte cai<br>decat incasari | Drepturi<br>constatate<br>de incasat |
|-----------------------|-----------------------------------|---------------------------|-------------------|-------------------|---|-----------------------------------|-------------------------------------|---------------------|------------------------|--------------------|-----------------------|---|--------------------------------------|
|                       |                                   |                           |                   |                   |   |                                   |                                     | Total,<br>din care: | din anii<br>precedenti | din anul<br>curent |                       |   |                                      |
| A                     |                                   |                           |                   |                   | B   | 1                                 | 2                                   | 3=4+5               | 4                      | 5                  | 6                     | 7   | 8=3-6-7                              |
| 10                    | 50                                |                           |                   |                   | Alte venituri   | 62.400                            | 67.400                              | 111.797             |                        | 111.797            | 111.797               |   |                                      |
| 10                    |                                   |                           |                   |                   | TRANSFERURI VOLUNTARE, ALTELE DECAT<br>SUBVENTIILE  | 30.000                            | 51.250                              | 21.250              |                        | 21.250             | 21.250                |   |                                      |
|                       | 01                                |                           |                   |                   | Donatii si sponsorizari   |                                   | 21.250                              | 21.250              |                        |                    | 21.250                |   |                                      |
|                       | 03                                |                           |                   |                   | Varsaminte din sectiunea de functionare<br>pentru finantarea sectiunii de dezvoltare<br>a bugetului local | -35.400                           | -35.400                             |                     |                        |                    |                       |   |                                      |
|                       | 04                                |                           |                   |                   | Varsaminte din sectiunea de functionare   | 35.400                            | 35.400                              |                     |                        |                    |                       |   |                                      |
|                       | 50                                |                           |                   |                   | Alte transferuri voluntare  | 30.000                            | 30.000                              |                     |                        |                    |                       |   |                                      |
| 00                    | 10                                |                           |                   |                   | IV. SUBVENTII   | 780.000                           | 780.000                             | 728.819             |                        | 728.819            | 728.819               |   |                                      |
| 10                    |                                   |                           |                   |                   | SUBVENTII DE LA ALTE ADMINISTRATII  | 780.000                           | 780.000                             | 728.819             |                        | 728.819            | 728.819               |   |                                      |
|                       | 09                                |                           |                   |                   | Subventii pentru institutii publice   | 780.000                           | 780.000                             | 728.819             |                        | 728.819            | 728.819               |   |                                      |
| 10                    |                                   |                           |                   |                   | SUME PRIMITE DE LA UE/ALTI DONATORI IN<br>CONTUL PLATILOR EFECTUATE SI                                    | 83.000                            | 83.000                              | 29.866              |                        | 29.866             | 29.866                |   |                                      |
|                       | 01                                |                           |                   |                   | Fondul european de Dezvoltare Regionala   |                                   | 30.000                              |                     |                        |                    |                       |   |                                      |
|                       |                                   |                           |                   | 01                | Sume primite in contul platilor<br>efectuate in anul curent   |                                   | 30.000                              |                     |                        |                    |                       |   |                                      |
|                       | 02                                |                           |                   |                   | Fondul Social European  | 83.000                            | 53.000                              | 29.866              |                        | 29.866             | 29.866                |   |                                      |
|                       |                                   |                           |                   | 01                | Sume primite in contul platilor<br>efectuate in anul curent   | 68.000                            |                                     |                     |                        |                    |                       |   |                                      |
|                       |                                   |                           |                   | 02                | Sume primite in contul platilor<br>efectuate in anii anteriori  | 15.000                            | 53.000                              | 29.866              |                        | 29.866             | 29.866                |   |                                      |

CONTUL DE EXECUTIE AL INSTITUTIILOR PUBLICE FINANTATE  
DIN VENITURI PROPRII SI SUBVENTII DIN BUGETUL LOCAL - CHELTUIELI  
31.12.2016

Pag. 1 - lei-

| Capi-<br>tol | Sub-<br>capi-<br>tol | Pa-<br>ra-<br>graf | Gru-<br>pa /<br>Titlu | Ar-<br>ti-<br>col | Al-<br>ne-<br>at | Denumire indicator                         | Credite de<br>angajament | Credite bugetare |            | Angajamente<br>bugetare | Angajamente<br>legale | Plati<br>efectuate | Angajamente<br>legale<br>de platit | Cheltuieli<br>efective |
|--------------|----------------------|--------------------|-----------------------|-------------------|------------------|--|--------------------------|------------------|------------|-------------------------|-----------------------|--------------------|------------------------------------|------------------------|
|              |                      |                    |                       |                   |                  |  |                          | initiale         | definitive |                         |                       |                    |                                    |                        |
| A            |                      |                    |                       |                   |                  | B  | 1                        | 2                | 3          | 4                       | 5                     | 6                  | 7=5-6                              | 8                      |
| 5010         |                      |                    |                       |                   |                  | TOTAL CHELTUIELI DIN VENITURI PROPRII      |                          |                  |            |                         |                       |                    |                                    |                        |
|              |                      |                    |                       |                   |                  | SI SUBVENTII                               |                          | 2.532.000        | 3.085.250  | 2.654.623               | 2.654.623             | 2.654.623          |                                    | 2.227.193              |
| 6510         |                      |                    |                       |                   |                  | INVATAMANT                                 |                          | 128.000          | 154.250    | 64.886                  | 64.886                | 64.886             |                                    | 34.113                 |
|              | 04                   |                    |                       |                   |                  | Invatamant secundar                        |                          | 128.000          | 154.250    | 64.886                  | 64.886                | 64.886             |                                    | 30.092                 |
|              |                      | 01                 |                       |                   |                  | Invatamant secundar inferior               |                          |                  | 11.250     | 11.250                  | 11.250                | 11.250             |                                    |                        |
|              |                      | 02                 |                       |                   |                  | Invatamant secundar superior               |                          |                  | 143.000    | 53.636                  | 53.636                | 53.636             |                                    | 30.092                 |
|              | 11                   |                    |                       |                   |                  | Servicii auxiliare pentru educatie         |                          | 128.000          |            |                         |                       |                    |                                    | 4.021                  |
|              |                      | 03                 |                       |                   |                  | Internate si cantine pentru elevi          |                          |                  |            |                         |                       |                    |                                    | 4.021                  |
| 6810         |                      |                    |                       |                   |                  | ASIGURARI SI ASISTENTA SOCIALA             |                          | 904.000          | 904.000    | 851.602                 | 851.602               | 851.602            |                                    | 842.121                |
|              |                      | 12                 |                       |                   |                  | Unitati de asistenta medico-sociale        |                          | 904.000          | 904.000    | 851.602                 | 851.602               | 851.602            |                                    | 842.121                |
| 7010         |                      |                    |                       |                   |                  | LOCUINTE, SERVICII SI DEZVOLTARE PUBLICA   |                          | 1.400.000        | 1.400.000  | 1.161.600               | 1.161.600             | 1.161.600          |                                    | 1.137.221              |
|              |                      | 04                 |                       |                   |                  | Servicii si dezvoltare publica             |                          | 1.400.000        | 1.400.000  | 1.161.600               | 1.161.600             | 1.161.600          |                                    | 1.137.221              |
| 8310         |                      |                    |                       |                   |                  | AGRICULTURA, SILVICULTURA,<br>SI VANATOARE |                          | 23.000           | 23.000     |                         |                       |                    |                                    | 92.163                 |
|              | 03                   |                    |                       |                   |                  | Agricultura                                |                          | 23.000           | 23.000     |                         |                       |                    |                                    | 92.163                 |
|              |                      | 30                 |                       |                   |                  | Alte cheltuieli in domeniul agriculturii   |                          | 23.000           | 23.000     |                         |                       |                    |                                    | 92.163                 |
| 8710         |                      |                    |                       |                   |                  | ALTE ACTIUNI ECONOMICE                     |                          | 77.000           | 604.000    | 576.535                 | 576.535               | 576.535            |                                    | 121.575                |
|              |                      | 50                 |                       |                   |                  | Alte actiuni economice                     |                          | 77.000           | 604.000    | 576.535                 | 576.535               | 576.535            |                                    | 121.575                |











| Capi-<br>tol | Sub-<br>capi-<br>tol | Pa-<br>ra-<br>graf | Gru-<br>pa /<br>Titlu | Ar-<br>ti-<br>col | Ali-<br>ne-<br>at | Denumire indicator  | Credite de<br>angajament | Credite bugetare |         | Angajamente<br>legale | Plati<br>efectuate | Angajamente<br>legale<br>de platit | Cheltuieli<br>efective |   |
|--------------|----------------------|--------------------|-----------------------|-------------------|-------------------|---|--------------------------|------------------|---------|-----------------------|--------------------|------------------------------------|------------------------|---|
|              |                      |                    |                       |                   |                   |   |                          | 2                | 3       |                       |                    |                                    |                        |   |
| A            |                      |                    |                       |                   |                   | B   | 1                        | 2                | 3       | 4                     | 5                  | 6                                  | 7=5-6                  | 8 |
|              |                      |                    |                       |                   |                   | internet  |                          | 15.000           | 15.000  | 12.618                | 12.618             | 12.618                             | 12.618                 |   |
|              | 20                   | 01                 | 09                    |                   |                   | Materiale si prestari de servicii cu<br>caracter functional   |                          | 82.000           | 102.000 | 86.852                | 86.852             | 86.852                             | 88.513                 |   |
|              | 20                   | 01                 | 30                    |                   |                   | Alte bunuri si servicii pentru<br>intretinere si functionare  |                          | 52.000           | 52.000  | 20.181                | 20.181             | 20.181                             | 39.156                 |   |
|              | 20                   | 02                 |                       |                   |                   | Reparatii curente   |                          | 12.000           | 12.000  | 4.089                 | 4.089              | 4.089                              | 4.089                  |   |
|              | 20                   | 03                 |                       |                   |                   | Hrana   |                          | 20.000           | 20.000  | 16.267                | 16.267             | 16.267                             | 16.411                 |   |
|              | 20                   | 03                 | 02                    |                   |                   | Hrana pentru animale  |                          | 20.000           | 20.000  | 16.267                | 16.267             | 16.267                             | 16.411                 |   |
|              | 20                   | 04                 |                       |                   |                   | Medicamente si materiale sanitare   |                          | 4.000            | 4.000   |                       |                    |                                    |                        |   |
|              | 20                   | 04                 | 01                    |                   |                   | Medicamente   |                          | 1.600            | 1.600   |                       |                    |                                    |                        |   |
|              | 20                   | 04                 | 02                    |                   |                   | Materiale sanitare  |                          | 1.200            | 1.200   |                       |                    |                                    |                        |   |
|              | 20                   | 04                 | 04                    |                   |                   | Dezinfectanti   |                          | 1.200            | 1.200   |                       |                    |                                    |                        |   |
|              | 20                   | 05                 |                       |                   |                   | Bunuri de natura obiectelor de inventar   |                          | 35.000           | 35.000  | 17.314                | 17.314             | 17.314                             | 7.589                  |   |
|              | 20                   | 05                 | 01                    |                   |                   | Uniforme si echipament  |                          | 15.000           | 15.000  |                       |                    |                                    |                        |   |
|              | 20                   | 05                 | 30                    |                   |                   | Alte obiecte de inventar  |                          | 20.000           | 20.000  | 17.314                | 17.314             | 17.314                             | 7.589                  |   |
|              | 20                   | 06                 |                       |                   |                   | Deplasari, detasari, transferari  |                          | 1.500            | 1.500   |                       |                    |                                    |                        |   |
|              | 20                   | 06                 | 01                    |                   |                   | Deplasari interne, detasari, transferari  |                          | 1.500            | 1.500   |                       |                    |                                    |                        |   |
|              | 20                   | 14                 |                       |                   |                   | Protectia muncii  |                          | 4.000            | 4.000   | 288                   | 288                | 288                                | 288                    |   |
|              | 20                   | 25                 |                       |                   |                   | Cheltuieli judiciare si extrajudiciare<br>derivate din actiuni in reprezentarea<br>intereselor statului, potrivit<br>dispozitiilor legale |                          | 4.000            | 4.000   | 1.150                 | 1.150              | 1.150                              | 1.150                  |   |
|              | 20                   | 30                 |                       |                   |                   | Alte cheltuieli   |                          | 180.000          | 190.000 | 163.088               | 163.088            | 163.088                            | 155.018                |   |
|              | 20                   | 30                 | 04                    |                   |                   | Chirii  |                          | 8.000            | 8.000   | 17.821                | 17.821             | 17.821                             | 5.845                  |   |
|              | 20                   | 30                 | 30                    |                   |                   | Alte cheltuieli cu bunuri si servicii   |                          | 172.000          | 172.000 | 145.267               | 145.267            | 145.267                            | 149.173                |   |
|              | 70                   |                    |                       |                   |                   | CHELTUIELI DE CAPITAL   |                          | 60.000           | 60.000  |                       |                    |                                    |                        |   |
|              | 71                   |                    |                       |                   |                   | TITLUL XIII ACTIVE NEFINANCIARE   |                          | 60.000           | 60.000  |                       |                    |                                    |                        |   |
|              | 71                   | 03                 |                       |                   |                   | Reparatii capitale aferente activelor   |                          |                  |         |                       |                    |                                    |                        |   |

| Capi-<br>tol | Sub-<br>capi-<br>tol | Pa-<br>ra-<br>graf | Gru-<br>pa /<br>Titlu | Ar-<br>ti-<br>col | Ali-<br>ne-<br>at | Denumire indicator   | Credite de<br>angajament | Credite bugetare |         | Angajamente<br>bugetare | Angajamente<br>legale | Plati<br>efectuate | Angajamente<br>legale<br>de platit | Cheltuieli<br>efective |
|--------------|----------------------|--------------------|-----------------------|-------------------|-------------------|--|--------------------------|------------------|---------|-------------------------|-----------------------|--------------------|------------------------------------|------------------------|
|              |                      |                    |                       |                   |                   |  |                          | 2                | 3       |                         |                       |                    |                                    |                        |
| A            |                      |                    |                       |                   |                   |  | 1                        | 2                | 3       | 4                       | 5                     | 6                  | 7=5-6                              | 8                      |
| 8310         |                      |                    |                       |                   |                   | B  |                          |                  |         |                         |                       |                    |                                    |                        |
|              |                      |                    |                       |                   |                   | fixe   |                          | 60.000           | 60.000  |                         |                       |                    |                                    |                        |
|              |                      |                    |                       |                   |                   | AGRICULTURA, SILVICULTURA,<br>SI VANATOARE                   |                          | 23.000           | 23.000  |                         |                       |                    |                                    | 92.163                 |
|              | 01                   |                    |                       |                   |                   | CHELTUIELI CURENTE   |                          | 23.000           | 23.000  |                         |                       |                    |                                    |                        |
|              | 20                   |                    |                       |                   |                   | TITLUL II BUNURI SI SERVICII                                 |                          | 23.000           | 23.000  |                         |                       |                    |                                    |                        |
|              | 20                   | 01                 |                       |                   |                   | Bunuri si servicii   |                          | 23.000           | 23.000  |                         |                       |                    |                                    |                        |
|              | 20                   | 01                 | 03                    |                   |                   | Incalzit, iluminat si forta motrica                          |                          | 23.000           | 23.000  |                         |                       |                    |                                    |                        |
|              | 20                   | 01                 | 05                    |                   |                   | Carburanti si lubrifianti                                    |                          |                  | 23.000  |                         |                       |                    |                                    |                        |
|              | 70                   |                    |                       |                   |                   | CHELTUIELI DE CAPITAL  |                          |                  |         |                         |                       |                    |                                    | 92.163                 |
|              | 71                   |                    |                       |                   |                   | TITLUL XIII ACTIVE NEFINANCIARE                              |                          |                  |         |                         |                       |                    |                                    |                        |
|              | 71                   | 01                 |                       |                   |                   | Active fixe  |                          |                  |         |                         |                       |                    |                                    | 92.163                 |
|              | 71                   | 01                 | 02                    |                   |                   | Masini, echipamente si mijloace de<br>transport              |                          |                  |         |                         |                       |                    |                                    | 92.163                 |
| 8710         |                      |                    |                       |                   |                   | ALTE ACTIUNI ECONOMICE                                       |                          | 77.000           | 604.000 | 576.535                 | 576.535               | 576.535            |                                    | 121.575                |
|              | 01                   |                    |                       |                   |                   | CHELTUIELI CURENTE   |                          | 77.000           | 95.000  | 78.711                  | 78.711                | 78.711             |                                    | 78.215                 |
|              | 20                   |                    |                       |                   |                   | TITLUL II BUNURI SI SERVICII                                 |                          | 77.000           | 95.000  | 78.711                  | 78.711                | 78.711             |                                    | 78.215                 |
|              | 20                   | 01                 |                       |                   |                   | Bunuri si servicii   |                          | 77.000           | 65.000  | 49.679                  | 49.679                | 49.679             |                                    | 49.822                 |
|              | 20                   | 01                 | 03                    |                   |                   | Incalzit, iluminat si forta motrica                          |                          | 7.000            | 7.000   | 2.331                   | 2.331                 | 2.331              |                                    | 2.331                  |
|              | 20                   | 01                 | 09                    |                   |                   | Materiale si prestari de servicii cu<br>caracter functional  |                          | 35.000           | 32.000  | 29.449                  | 29.449                | 29.449             |                                    | 29.449                 |
|              | 20                   | 01                 | 30                    |                   |                   | Alte bunuri si servicii pentru<br>intretinere si functionare |                          | 35.000           | 26.000  | 17.899                  | 17.899                | 17.899             |                                    | 18.042                 |
|              | 20                   | 30                 |                       |                   |                   | Alte cheltuieli  |                          |                  | 30.000  | 29.032                  | 29.032                | 29.032             |                                    | 28.393                 |
|              | 20                   | 30                 | 30                    |                   |                   | Alte cheltuieli cu bunuri si servicii                        |                          |                  | 30.000  | 29.032                  | 29.032                | 29.032             |                                    | 28.393                 |
|              | 70                   |                    |                       |                   |                   | CHELTUIELI DE CAPITAL  |                          |                  | 509.000 | 497.824                 | 497.824               | 497.824            |                                    | 43.360                 |
|              | 71                   |                    |                       |                   |                   | TITLUL XIII ACTIVE NEFINANCIARE                              |                          |                  | 509.000 | 497.824                 | 497.824               | 497.824            |                                    | 43.360                 |
|              | 71                   | 01                 |                       |                   |                   | Active fixe  |                          |                  | 509.000 | 497.824                 | 497.824               | 497.824            |                                    | 43.360                 |
|              | 71                   | 01                 | 01                    |                   |                   | Constructii  |                          |                  | 509.000 | 497.824                 | 497.824               | 497.824            |                                    | 43.360                 |

| Capi-<br>tol | Sub-<br>capi-<br>tol | Pa-<br>ra-<br>graf | Gru-<br>pa /<br>Titlu | Ar-<br>ti-<br>col | Ali-<br>ne-<br>at | Denumire indicator                                    | Credite de<br>angajament | Credite bugetare |            | Angajamente<br>bugetare | Angajamente<br>legale | Plati<br>efectuate | Angajamente<br>legale<br>de platit | Cheltuieli<br>efective |
|--------------|----------------------|--------------------|-----------------------|-------------------|-------------------|---|--------------------------|------------------|------------|-------------------------|-----------------------|--------------------|------------------------------------|------------------------|
|              |                      |                    |                       |                   |                   |   |                          | initiale         | definitive |                         |                       |                    |                                    |                        |
|              | <b>A</b>             |                    |                       |                   |                   | <b>B</b>  | <b>1</b>                 | <b>2</b>         | <b>3</b>   | <b>4</b>                | <b>5</b>              | <b>6</b>           | <b>7=5-6</b>                       | <b>8</b>               |
|              | 71                   | 01                 | 02                    |                   |                   | Masini, echipamente si mijloace de<br>transport       |                          |                  |            |                         |                       |                    |                                    | 41.354                 |
|              | 71                   | 01                 | 03                    |                   |                   | Mobilier, aparatura birou si alte<br>active corporale |                          |                  |            |                         |                       |                    |                                    | 2.006                  |

Conducatorul institutiei,

Conducatorul compartimentului  
financiar-contabil

CONTUL DE EXECUTIE AL BUGETULUI LOCAL - VENITURI  
SECTIUNEA DE FUNCTIONARE  
31.12.2016

| Tipul capitolului | Subcapitolul | Pa-r-a-gra-f | Ar-ti-col | Al-t | Denumire indicator  | Prevederi bugetare initiale | Prevederi bugetare definitive | Drepturi constatate |                     |                 | Incasari realizate | Stingeri pe alte cai decat incasari | Drepturi constatate de incasat |
|-------------------|--------------|--------------|-----------|------|---|-----------------------------|-------------------------------|---------------------|---------------------|-----------------|--------------------|-------------------------------------|--------------------------------|
|                   |              |              |           |      |   |                             |                               | Total, din care:    | din anii precedenti | din anul curent |                    |                                     |                                |
| A                 |              |              |           |      | B   | 1                           | 2                             | 3=4+5               | 4                   | 5               | 6                  | 7                                   | 8=3-6-7                        |
|                   |              |              |           |      | TOTAL VENITURI-BUGET LOCAL  | 14.885.500                  | 16.294.880                    | 26.586.048          | 7.209.691           | 19.376.357      | 17.736.707         |                                     | 8.849.341                      |
|                   |              |              |           |      | I. VENITURI CURENTE   | 14.626.500                  | 15.944.720                    | 26.248.102          | 7.209.691           | 19.038.411      | 17.398.761         |                                     | 8.849.341                      |
|                   |              |              |           |      | A. VENITURI FISCALE   | 16.190.000                  | 17.717.000                    | 23.805.569          | 4.956.045           | 18.849.524      | 17.519.759         |                                     | 6.285.810                      |
|                   |              |              |           |      | A1. IMPOZIT PE VENIT, PROFIT SI CASTIGURI DIN CAPITAL   | 4.375.000                   | 4.542.000                     | 4.811.420           |                     | 4.811.420       | 4.811.420          |                                     |                                |
|                   |              |              |           |      | A1.2 IMPOZIT PE VENIT, PROFIT SI CASTIGURI DIN CAPITAL DE LA PERSOANE FIZICE                  | 4.375.000                   | 4.542.000                     | 4.811.420           |                     | 4.811.420       | 4.811.420          |                                     |                                |
|                   |              |              |           |      | IMPOZIT PE VENIT  | 120.000                     | 120.000                       | 109.223             |                     | 109.223         | 109.223            |                                     |                                |
|                   |              |              |           |      | Impozitul pe veniturile din transferul proprietatilor imobiliare din patrimoniul personal     | 120.000                     | 120.000                       | 109.223             |                     | 109.223         | 109.223            |                                     |                                |
|                   |              |              |           |      | COTE SI SUME DEFALCATE DIN IMPOZITUL PE VENIT   | 4.255.000                   | 4.422.000                     | 4.702.197           |                     | 4.702.197       | 4.702.197          |                                     |                                |
|                   |              |              |           |      | Cote defalcate din impozitul pe venit   | 2.874.000                   | 2.874.000                     | 3.154.197           |                     | 3.154.197       | 3.154.197          |                                     |                                |
|                   |              |              |           |      | Sume alocate din cotele defalcate din impozitul pe venit pentru echilibrarea bugetelor locale | 1.381.000                   | 1.548.000                     | 1.548.000           |                     | 1.548.000       | 1.548.000          |                                     |                                |
|                   |              |              |           |      | A3 IMPOZITE SI TAXE PE PROPRIETATE  | 2.505.000                   | 2.505.000                     | 8.008.704           | 4.139.646           | 3.869.058       | 2.624.836          |                                     | 5.383.868                      |
|                   |              |              |           |      | IMPOZITE SI TAXE PE PROPRIETATE   | 2.505.000                   | 2.505.000                     | 8.008.704           | 4.139.646           | 3.869.058       | 2.624.836          |                                     | 5.383.868                      |
|                   |              |              |           |      | Impozit si taxa pe cladiri  | 880.000                     | 880.000                       | 3.024.427           | 1.262.063           | 1.762.364       | 767.437            |                                     | 2.256.990                      |
|                   |              |              |           |      | Impozit pe cladiri de la persoane fizice  | 387.200                     | 387.200                       | 742.692             | 422.232             | 320.460         | 320.818            |                                     | 421.874                        |
|                   |              |              |           |      | Impozit si taxa pe cladiri de la persoane juridice  | 492.800                     | 492.800                       | 2.281.735           | 839.831             | 1.441.904       | 446.619            |                                     | 1.835.116                      |
|                   |              |              |           |      | Impozit si taxa pe teren  | 1.550.000                   | 1.550.000                     | 4.925.288           | 2.861.257           | 2.064.031       | 1.807.304          |                                     | 3.117.984                      |





| Capi-Sub-Paragraful | Altitivitate | Denumire indicator   | Prevederi bugetare initiale | Prevederi bugetare definitive | Drepturi constatate |                     |                 | Incasari realizate | Stingeri pe alte cai decat incasari | Drepturi constatate de incasat |
|---------------------|--------------|--|-----------------------------|-------------------------------|---------------------|---------------------|-----------------|--------------------|-------------------------------------|--------------------------------|
|                     |              |  |                             |                               | Total, din care:    | din anii precedenti | din anul curent |                    |                                     |                                |
| A                   |              | B  | 1                           | 2                             | 3=4+5               | 4                   | 5               | 6                  | 7                                   | 8=3-6-7                        |
| 02                  |              | SAU PE DESFASURAREA DE ACTIVITATI  | 695.000                     | 695.000                       | 1.567.073           | 816.399             | 750.674         | 665.131            |                                     | 901.942                        |
| 02                  |              | Impozit pe mijloacele de transport   | 515.000                     | 515.000                       | 1.344.498           | 808.129             | 536.369         | 453.269            |                                     | 891.229                        |
| 01                  |              | Impozit pe mijloacele de transport detinute de persoane fizice*)                                     | 360.000                     | 360.000                       | 1.069.639           | 701.805             | 367.834         | 298.728            |                                     | 770.911                        |
| 02                  |              | Impozit pe mijloace de transport detinute persoane de juridice*)                                     | 155.000                     | 155.000                       | 274.859             | 106.324             | 168.535         | 154.541            |                                     | 120.318                        |
| 03                  |              | Taxe si tarife pentru eliberarea de licente si autorizatii de functionare                            | 145.000                     | 145.000                       | 194.742             | 2.796               | 191.946         | 192.068            |                                     | 2.674                          |
| 50                  |              | Alte taxe pe utilizarea bunurilor, autorizarea utilizarii bunurilor sau pe desfasurare de activitati | 35.000                      | 35.000                        | 27.833              | 5.474               | 22.359          | 19.794             |                                     | 8.039                          |
| 00 02               |              | A6. ALTE IMPOZITE SI TAXE FISCALE  | 700.000                     | 540.000                       | 2.397               |                     | 2.397           | 2.397              |                                     |                                |
| 02                  |              | ALTE IMPOZITE SI TAXE FISCALE  | 700.000                     | 540.000                       | 2.397               |                     | 2.397           | 2.397              |                                     |                                |
| 50                  |              | Alte impozite si taxe  | 700.000                     | 540.000                       | 2.397               |                     | 2.397           | 2.397              |                                     |                                |
| 00 02               |              | C. VENITURI NEFISCALE  | -1.563.500                  | -1.772.280                    | 2.442.533           | 2.253.646           | 188.887         | -120.998           |                                     | 2.563.531                      |
| 00                  |              | C1. VENITURI DIN PROPRIETATE   | 920.000                     | 920.000                       | 910.068             | 309.142             | 600.926         | 507.554            |                                     | 402.514                        |
| 02                  |              | VENITURI DIN PROPRIETATE   | 920.000                     | 920.000                       | 910.068             | 309.142             | 600.926         | 507.554            |                                     | 402.514                        |
| 05                  |              | Venituri din concesiuni si inchirieri  | 920.000                     | 920.000                       | 910.068             | 309.142             | 600.926         | 507.554            |                                     | 402.514                        |
| 30                  |              | Alte venituri din concesiuni si inchirieri de catre institutiile publice                             | 920.000                     | 920.000                       | 910.068             | 309.142             | 600.926         | 507.554            |                                     | 402.514                        |
| 00 02               |              | C2. VANZARI DE BUNURI SI SERVICII  | -2.483.500                  | -2.692.280                    | 1.532.465           | 1.944.504           | -412.039        | -628.552           |                                     | 2.161.017                      |
| 02                  |              | VENITURI DIN PRESTARI DE SERVICII SI ALTE ACTIVITATI   |                             |                               | 7.750               |                     | 7.750           | 7.750              |                                     |                                |
| 28                  |              | Venituri din recuperarea cheltuielilor de judecata, imputatii si despagubiri                         |                             |                               | 7.750               |                     | 7.750           | 7.750              |                                     |                                |

| Capi-<br>col | Sub-<br>ra-<br>graf | Pa-<br>ra-<br>titlu | Ar-<br>ti-<br>col | Ali-<br>ne-<br>at | Denumire indicator   | Prevederi<br>bugetare<br>initiale | Prevederi<br>bugetare<br>definitive | Drepturi constatate |                        |                    | Incasari<br>realizate | Stingeri pe<br>alte cai<br>decat incasari | Drepturi<br>constatate<br>de incasat |
|--------------|---------------------|---------------------|-------------------|-------------------|--|-----------------------------------|-------------------------------------|---------------------|------------------------|--------------------|-----------------------|---|--------------------------------------|
|              |                     |                     |                   |                   |  |                                   |                                     | Total,<br>din care: | din anii<br>precedenti | din anul<br>curent |                       |   |                                      |
| A            |                     |                     |                   |                   | B  | 1                                 | 2                                   | 3=4+5               | 4                      | 5                  | 6                     | 7   | 8=3-6-7                              |
| 02           |                     |                     |                   |                   | ELIBERARI PERMISE  |                                   |                                     |                     |                        |                    | 58.556                |   |                                      |
| 02           |                     |                     |                   |                   | Taxe extrajudiciare de timbru  |                                   |                                     |                     |                        |                    | 47.641                |   |                                      |
| 50           |                     |                     |                   |                   | Alte venituri din taxe administrative,<br>eliberari permise  |                                   |                                     |                     |                        |                    | 10.915                |   |                                      |
| 02           |                     |                     |                   |                   | AMENZI, PENALITATI SI CONFISCARI   | 150.000                           | 150.000                             | 2.508.548           | 1.937.948              | 570.600            | 360.351               |   | 2.148.197                            |
| 01           |                     |                     |                   |                   | Venituri din amenzi si alte sanctiuni<br>aplicate potrivit dispozitiilor legale  | 150.000                           | 150.000                             | 2.508.298           | 1.937.948              | 570.350            | 360.101               |   | 2.148.197                            |
| 02           |                     |                     |                   |                   | Venituri din amenzi si alte sanctiuni<br>aplicate de catre alte institutii de<br>specialitate                              | 150.000                           | 150.000                             | 2.508.298           | 1.937.948              | 570.350            | 360.101               |   | 2.148.197                            |
| 50           |                     |                     |                   |                   | Alte amenzi, penalitati si confiscari  |                                   |                                     | 250                 |                        | 250                |                       |   |                                      |
| 02           |                     |                     |                   |                   | DIVERSE VENITURI   | 310.000                           | 622.110                             | 341.767             | 6.556                  | 335.211            | 328.947               |   | 12.820                               |
| 32           |                     |                     |                   |                   | Sume provenite din finantarea bugetara<br>a anilor precedenti  |                                   | 312.110                             | 320.540             |                        | 320.540            | 319.418               |   | 1.122                                |
| 03           |                     |                     |                   |                   | Sume provenite din finantarea bugetara<br>a anilor precedenti, aferente sectiunii<br>de functionare                        |                                   | 312.110                             | 320.540             |                        | 320.540            | 319.418               |   | 1.122                                |
| 50           |                     |                     |                   |                   | Alte venituri  | 310.000                           | 310.000                             | 21.227              | 6.556                  | 14.671             | 9.529                 |   | 11.698                               |
| 02           |                     |                     |                   |                   | TRANSFERURI VOLUNTARE, ALTELE DECAT<br>SUBVENTIILE   | -2.943.500                        | -3.464.390                          | -1.384.156          |                        | -1.384.156         | -1.384.156            |   |                                      |
| 01           |                     |                     |                   |                   | Donatii si sponsorizari  |                                   | 42.000                              | 42.000              |                        | 42.000             | 42.000                |   |                                      |
| 03           |                     |                     |                   |                   | Varsaminte din sectiunea de functionare<br>pentru finantarea sectiunii de dezvoltare<br>a bugetului local(cu semnul minus) | -2.943.500                        | -4.506.390                          | -2.366.900          |                        | -2.366.900         | -2.366.900            |   |                                      |
| 50           |                     |                     |                   |                   | Alte transferuri voluntare   |                                   | 1.000.000                           | 940.744             |                        | 940.744            | 940.744               |   |                                      |

| Capi-Sub-Paragrafol | Ar-ti-col | Al-ti-ne-at | Denumire indicator  | Prevederi bugetare initiale | Prevederi bugetare definitive | Drepturi constatate |                     |                 | Incasari realizate | Stingeri pe alte cai decat incasari | Drepturi constatate de incasat |
|---------------------|-----------|-------------|---|-----------------------------|-------------------------------|---------------------|---------------------|-----------------|--------------------|-------------------------------------|--------------------------------|
|                     |           |             |   |                             |                               | Total, din care:    | din anii precedenti | din anul curent |                    |                                     |                                |
| A                   |           |             | B   | 1                           | 2                             | 3=4+5               | 4                   | 5               | 6                  | 7                                   | 8-3-6-7                        |
| 02                  |           |             | INCASARI DIN RAMBURSAREA IMPRUMUTURILOR ACORDATE  |                             |                               | 29.866              | 29.866              | 29.866          | 29.866             |                                     |                                |
| 50                  |           |             | Incasari din rambursarea altor imprumuturi acordate   |                             | 30.000                        | 29.866              | 29.866              | 29.866          | 29.866             |                                     |                                |
| 00 02               |           |             | IV. SUBVENTII   | 259.000                     | 320.160                       | 308.080             | 308.080             | 308.080         | 308.080            |                                     |                                |
| 00                  |           |             | SUBVENTII DE LA ALTE NIVELE ALE ADMINISTRATIEI PUBLICE  | 259.000                     | 320.160                       | 308.080             | 308.080             | 308.080         | 308.080            |                                     |                                |
| 02                  |           |             | SUBVENTII DE LA BUGETUL DE STAT   | 259.000                     | 294.300                       | 282.220             | 282.220             | 282.220         | 282.220            |                                     |                                |
| 34                  |           |             | Subventii pentru acordarea ajutorului pentru incalzirea locuintei cu lemne, carbuni, combustibili petrolieri  |                             | 25.300                        | 14.920              | 14.920              | 14.920          | 14.920             |                                     |                                |
| 35                  |           |             | Subventii din bugetul de stat pentru finantarea unitatilor de asistenta medico-sociale  | 259.000                     | 269.000                       | 267.300             | 267.300             | 267.300         | 267.300            |                                     |                                |
| 02                  |           |             | SUBVENTII DE LA ALTE ADMINISTRATII  |                             | 25.860                        | 25.860              | 25.860              | 25.860          | 25.860             |                                     |                                |
| 30                  |           |             | Sume primite de la bugetul judetului pentru plata drepturilor de care beneficiaza copiii cu cerinte educationale speciale integrati in invatamantul de masa |                             | 25.860                        | 25.860              | 25.860              | 25.860          | 25.860             |                                     |                                |
|                     |           |             |   |                             |                               | 25.860              | 25.860              | 25.860          | 25.860             |                                     |                                |

**CONTUL DE EXECUTIE AL BUGETULUI LOCAL - CHELTUIELI**  
**SECTIUNEA DE FUNCTIONARE**  
**31.12.2016**

Pag. 1 - lei-

| Capi-<br>tol | Sub-<br>capitol | Pa-<br>ra-<br>graf | Gru-<br>pa /<br>Titlu | Ar-<br>ti-<br>col | Ali-<br>ne-<br>at | Denumire indicator  | Credite de<br>angajament | Credite bugetare |            | Angajamente<br>bugetare | Angajamente<br>legale | Plati<br>efectuate | Angajamente<br>legale<br>de platit | Cheltuieli<br>efective |
|--------------|-----------------|--------------------|-----------------------|-------------------|-------------------|---|--------------------------|------------------|------------|-------------------------|-----------------------|--------------------|------------------------------------|------------------------|
|              |                 |                    |                       |                   |                   |   |                          | initiale         | definitive |                         |                       |                    |                                    |                        |
| A            |                 |                    |                       |                   |                   | B   | 1                        | 2                | 3          | 4                       | 5                     | 6                  | 7=5-6                              | 8                      |
| 5002         |                 |                    |                       |                   |                   | TOTAL CHELTUIELI  |                          | 14.885.500       | 15.982.770 | 14.059.482              | 14.059.482            | 14.059.482         | 14.059.482                         | 13.623.406             |
|              | 01              |                    |                       |                   |                   | CHELTUIELI CURENTE  |                          | 14.655.500       | 15.752.770 | 13.859.482              | 13.859.482            | 13.859.482         | 13.859.482                         | 13.623.406             |
|              | 10              |                    |                       |                   |                   | TITLUL I CHELTUIELI DE PERSONAL                                   |                          | 7.799.000        | 8.309.000  | 8.124.177               | 8.124.177             | 8.124.177          | 8.124.177                          | 8.172.762              |
|              | 20              |                    |                       |                   |                   | TITLUL II BUNURI SI SERVICII                                      |                          | 4.793.100        | 5.182.210  | 3.683.482               | 3.683.482             | 3.683.482          | 3.683.482                          | 3.422.103              |
|              | 30              |                    |                       |                   |                   | TITLUL III DOBANZI  |                          | 70.000           | 70.000     | 70.000                  | 70.000                | 70.000             | 70.000                             | 44.385                 |
|              | 51              |                    |                       |                   |                   | TITLUL VI TRANSFERURI INTRE UNITATI ALE<br>ADMINISTRATIEI PUBLICE |                          | 780.000          | 780.000    | 728.819                 | 728.819               | 728.819            | 728.819                            | 728.819                |
|              | 57              |                    |                       |                   |                   | TITLUL VIII ASISTENTIA SOCIALA                                    |                          | 587.400          | 690.560    | 541.580                 | 541.580               | 541.580            | 541.580                            | 543.933                |
|              | 59              |                    |                       |                   |                   | TITLUL XI ALTE CHELTUIELI   |                          | 626.000          | 721.000    | 711.424                 | 711.424               | 711.424            | 711.424                            | 711.404                |
|              | 79              |                    |                       |                   |                   | OPERATIUNI FINANCIARE   |                          | 230.000          | 230.000    | 200.000                 | 200.000               | 200.000            | 200.000                            |                        |
|              | 80              |                    |                       |                   |                   | TITLUL XVI IMPRUMUTURI  |                          | 30.000           | 30.000     | 200.000                 | 200.000               | 200.000            | 200.000                            |                        |
|              | 81              |                    |                       |                   |                   | TITLUL XVII RAMBURSARI DE CREDITE                                 |                          | 200.000          | 200.000    | 200.000                 | 200.000               | 200.000            | 200.000                            |                        |
| 5100         | 02              |                    |                       |                   |                   | Partea I-a SERVICII PUBLICE GENERALE                              |                          | 3.404.000        | 3.328.110  | 2.551.016               | 2.551.016             | 2.551.016          | 2.551.016                          | 2.305.754              |
| 5102         |                 |                    |                       |                   |                   | AUTORITATI PUBLICE SI ACTIUNI EXTERNE                             |                          | 2.800.000        | 2.851.110  | 2.086.478               | 2.086.478             | 2.086.478          | 2.086.478                          | 2.066.070              |
|              | 01              |                    |                       |                   |                   | CHELTUIELI CURENTE  |                          | 2.800.000        | 2.851.110  | 2.086.478               | 2.086.478             | 2.086.478          | 2.086.478                          | 2.066.070              |
|              | 10              |                    |                       |                   |                   | TITLUL I CHELTUIELI DE PERSONAL                                   |                          | 1.400.000        | 1.372.000  | 1.282.600               | 1.282.600             | 1.282.600          | 1.282.600                          | 1.284.188              |
|              | 10 01           |                    |                       |                   |                   | Cheltuieli salariale in bani                                      |                          | 1.180.000        | 1.136.000  | 1.056.418               | 1.056.418             | 1.056.418          | 1.056.418                          | 1.050.840              |
|              | 10 01 01        |                    |                       |                   |                   | Salarii de baza   |                          | 1.003.000        | 983.000    | 939.507                 | 939.507               | 939.507            | 939.507                            | 878.973                |
|              | 10 01 06        |                    |                       |                   |                   | Alte sporuri  |                          | 47.000           | 33.000     | 13.990                  | 13.990                | 13.990             | 13.990                             | 18.207                 |
|              | 10 01 12        |                    |                       |                   |                   | Indemnizatii platite unor persoane din<br>afara unitatii          |                          | 100.000          | 87.000     | 78.748                  | 78.748                | 78.748             | 78.748                             | 75.908                 |
|              | 10 01 30        |                    |                       |                   |                   | Alte drepturi salariale in bani                                   |                          | 30.000           | 33.000     | 24.173                  | 24.173                | 24.173             | 24.173                             | 77.752                 |
|              | 10 03           |                    |                       |                   |                   | Contributii   |                          | 220.000          | 236.000    | 226.182                 | 226.182               | 226.182            | 226.182                            | 233.348                |
|              | 10 03 01        |                    |                       |                   |                   | Contributii de asigurari sociale de<br>stat                       |                          | 150.000          | 167.000    | 166.173                 | 166.173               | 166.173            | 166.173                            | 168.169                |
|              | 10 03 02        |                    |                       |                   |                   | Contributii de asigurari de somaj                                 |                          | 6.000            | 8.100      | 5.212                   | 5.212                 | 5.212              | 5.212                              | 5.239                  |
|              | 10 03 03        |                    |                       |                   |                   | Contributii de asigurari sociale de<br>sanatate                   |                          | 59.200           | 55.200     | 50.663                  | 50.663                | 50.663             | 50.663                             | 49.664                 |

| Capi-<br>tol | Sub-<br>capi-<br>tol | Pa-<br>ra-<br>graf | Gru-<br>pa /<br>Titlu | Ar-<br>ti-<br>col | Ali-<br>ne-<br>at | Denumire indicator   | Credite de<br>angajament | Credite bugetare |            | 4       | 5       | Plati<br>efectuate | Angajamente<br>legale<br>de platit | Cheltuieli<br>efective |
|--------------|----------------------|--------------------|-----------------------|-------------------|-------------------|--|--------------------------|------------------|------------|---------|---------|--------------------|------------------------------------|------------------------|
|              |                      |                    |                       |                   |                   |  |                          | initiale         | definitive |         |         |                    |                                    |                        |
| A            |                      |                    |                       |                   |                   | B  | 1                        | 2                | 3          | 4       | 5       | 6                  | 7=5-6                              | 8                      |
| 10           | 03                   | 04                 |                       |                   |                   | Contributii de asigurari pentru<br>accidente de munca si boli profesionale |                          | 1.500            | 2.500      | 1.571   | 1.571   | 1.571              | 1.571                              | 1.578                  |
| 10           | 03                   | 06                 |                       |                   |                   | Contributii pentru concedii si<br>indemnizatii                             |                          | 3.300            | 3.200      | 2.563   | 2.563   | 2.563              | 2.563                              | 8.698                  |
| 20           | 01                   |                    |                       |                   |                   | TITLUL II BUNURI SI SERVICII   |                          | 1.400.000        | 1.479.110  | 803.878 | 803.878 | 803.878            | 803.878                            | 781.882                |
| 20           | 01                   | 01                 |                       |                   |                   | Bunuri si servicii   |                          | 1.169.000        | 1.229.110  | 682.419 | 682.419 | 682.419            | 682.419                            | 682.196                |
| 20           | 01                   | 01                 |                       |                   |                   | Furnituri de birou   |                          | 160.000          | 165.000    | 121.746 | 121.746 | 121.746            | 121.746                            | 121.746                |
| 20           | 01                   | 02                 |                       |                   |                   | Materiala pentru curatenie   |                          | 20.000           | 20.000     | 15.228  | 15.228  | 15.228             | 15.228                             | 15.228                 |
| 20           | 01                   | 03                 |                       |                   |                   | Incalzit, iluminat si forta motrica  |                          | 110.000          | 110.000    | 72.532  | 72.532  | 72.532             | 72.532                             | 72.259                 |
| 20           | 01                   | 04                 |                       |                   |                   | Apa, canal si salubritate  |                          | 60.000           | 60.000     | 47.731  | 47.731  | 47.731             | 47.731                             | 47.731                 |
| 20           | 01                   | 05                 |                       |                   |                   | Carburanti si lubrifianti  |                          | 100.000          | 100.000    | 19.956  | 19.956  | 19.956             | 19.956                             | 19.956                 |
| 20           | 01                   | 06                 |                       |                   |                   | Piese de schimb  |                          | 140.000          | 140.000    | 21.788  | 21.788  | 21.788             | 21.788                             | 21.788                 |
| 20           | 01                   | 07                 |                       |                   |                   | Transport  |                          | 10.000           | 10.000     | 5.263   | 5.263   | 5.263              | 5.263                              | 5.263                  |
| 20           | 01                   | 08                 |                       |                   |                   | Posta, telecomunicatii, radio, tv,<br>internet                             |                          | 110.000          | 110.000    | 72.905  | 72.905  | 72.905             | 72.905                             | 72.905                 |
| 20           | 01                   | 09                 |                       |                   |                   | Materiala si prestari de servicii cu<br>caracter functional                |                          | 280.000          | 269.000    | 165.166 | 165.166 | 165.166            | 165.166                            | 165.166                |
| 20           | 01                   | 30                 |                       |                   |                   | Alte bunuri si servicii pentru<br>intretinere si functionare               |                          | 179.000          | 245.110    | 140.104 | 140.104 | 140.104            | 140.104                            | 140.154                |
| 20           | 02                   |                    |                       |                   |                   | Reparatii curente  |                          | 70.000           | 70.000     | 20.872  | 20.872  | 20.872             | 20.872                             | 20.872                 |
| 20           | 05                   |                    |                       |                   |                   | Bunuri de natura obiectelor de inventar                                    |                          | 39.000           | 39.000     | 19.494  | 19.494  | 19.494             | 19.494                             | 19.494                 |
| 20           | 05                   | 01                 |                       |                   |                   | Uniforme si echipament   |                          | 15.000           | 15.000     | 2.364   | 2.364   | 2.364              | 2.364                              | 2.364                  |
| 20           | 05                   | 30                 |                       |                   |                   | Alte obiecte de inventar   |                          | 24.000           | 24.000     | 17.130  | 17.130  | 17.130             | 17.130                             | 17.130                 |
| 20           | 06                   |                    |                       |                   |                   | Deplasari, detasari, transferari   |                          | 28.000           | 28.000     | 20.570  | 20.570  | 20.570             | 20.570                             | 20.570                 |
| 20           | 06                   | 01                 |                       |                   |                   | Deplasari interne, detasari, transferari                                   |                          | 28.000           | 28.000     | 20.570  | 20.570  | 20.570             | 20.570                             | 20.570                 |
| 20           | 13                   |                    |                       |                   |                   | Pregatire profesionala   |                          | 15.000           | 15.000     | 2.150   | 2.150   | 2.150              | 2.150                              | 2.150                  |
| 20           | 14                   |                    |                       |                   |                   | Protectia muncii   |                          | 5.000            | 5.000      | 248     | 248     | 248                | 248                                | 248                    |
| 20           | 30                   |                    |                       |                   |                   | Alte cheltuieli  |                          | 74.000           | 93.000     | 58.125  | 58.125  | 58.125             | 58.125                             | 58.125                 |

| Capi-<br>tol | Sub-<br>capi-<br>tol | Pa-<br>ra-<br>graf | Gru-<br>pa /<br>Titlu | Ar-<br>ti-<br>col | Ali-<br>ne-<br>at | Denumire indicator   | Credite de<br>angajament | Credite bugetare |            | Angajamente<br>bugetare | Angajamente<br>legale | Plati<br>efectuate | Angajamente<br>legale<br>de platit | Cheltuieli<br>efective |
|--------------|----------------------|--------------------|-----------------------|-------------------|-------------------|--|--------------------------|------------------|------------|-------------------------|-----------------------|--------------------|------------------------------------|------------------------|
|              |                      |                    |                       |                   |                   |  |                          | initiale         | definitive |                         |                       |                    |                                    |                        |
| A            |                      |                    |                       |                   |                   | B  | 1                        | 2                | 3          | 4                       | 5                     | 6                  | 7=5-6                              | 8                      |
|              |                      |                    | 20                    | 30                | 01                | Reclama si publicitate   |                          | 6.000            | 6.000      | 5.964                   | 5.964                 | 5.964              | 5.964                              | 5.964                  |
|              |                      |                    | 20                    | 30                | 02                | Protocol si reprezentare   |                          | 1.000            | 1.000      |                         |                       |                    |                                    |                        |
|              |                      |                    | 20                    | 30                | 30                | Alte cheltuieli cu bunuri si servicii                                      |                          | 67.000           | 86.000     | 52.161                  | 52.161                | 52.161             | 52.161                             | 52.161                 |
| 5402         |                      |                    | 01                    |                   |                   | ALTE SERVICII PUBLICE GENERALE   |                          | 504.000          | 377.000    | 364.538                 | 364.538               | 364.538            | 364.538                            | 364.538                |
|              |                      |                    | 10                    |                   |                   | CHELTUIELI CURENTE   |                          | 304.000          | 177.000    | 164.538                 | 164.538               | 164.538            | 164.538                            | 164.538                |
|              |                      |                    | 10                    |                   |                   | TITLUL I CHELTUIELI DE PERSONAL  |                          | 274.000          | 147.000    | 144.567                 | 144.567               | 144.567            | 144.567                            | 144.567                |
|              |                      |                    | 10                    | 01                |                   | Cheltuieli salariale in bani   |                          | 213.400          | 118.300    | 116.909                 | 116.909               | 116.909            | 116.909                            | 116.909                |
|              |                      |                    | 10                    | 01                | 01                | Salarii de baza  |                          | 207.400          | 111.500    | 111.302                 | 111.302               | 111.302            | 111.302                            | 111.302                |
|              |                      |                    | 10                    | 01                | 12                | Indemnizatii platite unor persoane din<br>afara unitatii                   |                          |                  |            |                         |                       |                    |                                    | 164                    |
|              |                      |                    | 10                    | 01                | 30                | Alte drepturi salariale in bani  |                          | 6.000            | 6.800      | 5.607                   | 5.607                 | 5.607              | 5.607                              | 5.593                  |
|              |                      |                    | 10                    | 03                |                   | Contributii  |                          | 60.600           | 28.700     | 27.658                  | 27.658                | 27.658             | 27.658                             | 26.798                 |
|              |                      |                    | 10                    | 03                | 01                | Contributii de asigurari sociale de<br>stat                                |                          | 42.200           | 18.900     | 18.563                  | 18.563                | 18.563             | 18.563                             | 18.797                 |
|              |                      |                    | 10                    | 03                | 02                | Contributii de asigurari de somaj  |                          | 1.200            | 600        | 581                     | 581                   | 581                | 581                                | 592                    |
|              |                      |                    | 10                    | 03                | 03                | Contributii de asigurari sociale de<br>sanatate                            |                          | 10.800           | 6.300      | 6.079                   | 6.079                 | 6.079              | 6.079                              | 6.196                  |
|              |                      |                    | 10                    | 03                | 04                | Contributii de asigurari pentru<br>accidente de munca si boli profesionale |                          | 600              | 400        | 209                     | 209                   | 209                | 209                                | 211                    |
|              |                      |                    | 10                    | 03                | 06                | Contributii pentru concedii si<br>indemnizatii                             |                          | 5.800            | 2.500      | 2.226                   | 2.226                 | 2.226              | 2.226                              | 1.002                  |
|              |                      |                    | 20                    |                   |                   | TITLUL II BUNURI SI SERVICII   |                          | 30.000           | 30.000     | 19.971                  | 19.971                | 19.971             | 19.971                             | 15.098                 |
|              |                      |                    | 20                    | 01                |                   | Bunuri si servicii   |                          | 23.000           | 20.000     | 13.015                  | 13.015                | 13.015             | 13.015                             | 13.015                 |
|              |                      |                    | 20                    | 01                | 01                | Furnituri de birou   |                          | 6.000            | 4.000      | 840                     | 840                   | 840                | 840                                | 840                    |
|              |                      |                    | 20                    | 01                | 05                | Carburanti si lubrifianti  |                          | 5.000            | 2.000      |                         |                       |                    |                                    |                        |
|              |                      |                    | 20                    | 01                | 09                | Materiale si prestari de servicii cu<br>caracter functional                |                          | 12.000           | 14.000     | 12.175                  | 12.175                | 12.175             | 12.175                             | 12.175                 |
|              |                      |                    | 20                    | 05                |                   | Bunuri de natura obiectelor de inventar                                    |                          | 5.000            | 5.000      | 4.873                   | 4.873                 | 4.873              | 4.873                              | 4.873                  |









| Capi-<br>tol | Sub-<br>capi-<br>tol | Pa-<br>ra-<br>graf | Gru-<br>pa /<br>Titlu | Ar-<br>ti-<br>col | Ali-<br>ne-<br>at | Denumire indicator   | Credite de<br>angajament | Credite bugetare |            | Angajamente<br>bugetare | Angajamente<br>legale | Plati<br>efectuate | Angajamente<br>legale<br>de platit | Cheltuieli<br>efective |
|--------------|----------------------|--------------------|-----------------------|-------------------|-------------------|--|--------------------------|------------------|------------|-------------------------|-----------------------|--------------------|------------------------------------|------------------------|
|              |                      |                    |                       |                   |                   |  |                          | initiale         | definitive |                         |                       |                    |                                    |                        |
| A            |                      |                    |                       |                   |                   | B  | 1                        | 2                | 3          | 4                       | 5                     | 6                  | 7=5-6                              | 8                      |
|              | 20                   | 01                 | 09                    |                   |                   | Materiale si prestari de servicii cu<br>caracter functional  |                          | 43.800           | 65.430     | 65.421                  | 65.421                | 65.421             | 65.421                             | 66.924                 |
|              | 20                   | 01                 | 30                    |                   |                   | Alte bunuri si servicii pentru<br>intretinere si functionare |                          | 49.000           | 104.090    | 104.082                 | 104.082               | 104.082            | 104.082                            | 93.052                 |
|              | 20                   | 02                 |                       |                   |                   | Reparatii curente  |                          | 60.000           | 54.600     | 54.596                  | 54.596                | 54.596             | 54.596                             | 45.984                 |
|              | 20                   | 04                 |                       |                   |                   | Medicamente si materiale sanitare                            |                          | 500              | 100        | 92                      | 92                    | 92                 | 92                                 | 92                     |
|              | 20                   | 04                 | 01                    |                   |                   | Medicamente  |                          | 500              | 100        | 92                      | 92                    | 92                 | 92                                 | 92                     |
|              | 20                   | 05                 |                       |                   |                   | Bunuri de natura obiectelor de inventar                      |                          | 31.000           | 238.030    | 219.831                 | 219.831               | 219.831            | 219.831                            | 2.844                  |
|              | 20                   | 05                 | 01                    |                   |                   | Uniforme si echipament                                       |                          | 3.000            | 238.030    | 219.831                 | 219.831               | 219.831            | 219.831                            | 2.844                  |
|              | 20                   | 05                 | 30                    |                   |                   | Alte obiecte de inventar                                     |                          | 28.000           | 8.350      | 8.349                   | 8.349                 | 8.349              | 8.349                              | 8.356                  |
|              | 20                   | 06                 |                       |                   |                   | Deplasari, detasari, transferari                             |                          | 14.000           | 8.350      | 8.349                   | 8.349                 | 8.349              | 8.349                              | 8.356                  |
|              | 20                   | 06                 | 01                    |                   |                   | Deplasari interne, detasari, transferari                     |                          | 14.000           | 8.350      | 8.349                   | 8.349                 | 8.349              | 8.349                              | 8.356                  |
|              | 20                   | 11                 |                       |                   |                   | Carti, publicatii si materiale<br>documentare                |                          | 2.000            | 500        | 499                     | 499                   | 499                | 499                                | 2.300                  |
|              | 20                   | 13                 |                       |                   |                   | Pregatire profesionala                                       |                          | 2.000            | 2.300      | 2.300                   | 2.300                 | 2.300              | 2.300                              | 2.300                  |
|              | 57                   |                    |                       |                   |                   | TITLUL VIII ASISTENTA SOCIALA                                |                          |                  | 57.860     | 47.510                  | 47.510                | 47.510             | 47.510                             | 47.510                 |
|              | 57                   | 02                 |                       |                   |                   | Ajutoare sociale   |                          |                  | 57.860     | 47.510                  | 47.510                | 47.510             | 47.510                             | 47.510                 |
|              | 57                   | 02                 | 01                    |                   |                   | Ajutoare sociale in numerar                                  |                          |                  | 57.860     | 47.510                  | 47.510                | 47.510             | 47.510                             | 47.510                 |
|              | 57                   | 02                 | 03                    |                   |                   | Tichete de cresa si tichete<br>sociale pentru gradinita      |                          |                  | 25.860     | 25.860                  | 25.860                | 25.860             | 25.860                             | 25.860                 |
|              | 59                   |                    |                       |                   |                   | TITLUL XI ALTE CHELTUIELI                                    |                          |                  | 118.000    | 21.650                  | 21.650                | 21.650             | 21.650                             | 21.650                 |
|              | 59                   | 01                 |                       |                   |                   | Burse  |                          |                  | 118.000    | 117.979                 | 117.979               | 117.979            | 117.979                            | 117.979                |
|              | 6602                 |                    |                       |                   |                   | SANATATE   |                          |                  | 127.000    | 89.070                  | 89.070                | 89.070             | 89.070                             | 89.813                 |
|              | 01                   |                    |                       |                   |                   | CHELTUIELI CURENTE   |                          |                  | 127.000    | 89.070                  | 89.070                | 89.070             | 89.070                             | 89.813                 |
|              | 10                   |                    |                       |                   |                   | TITLUL I CHELTUIELI DE PERSONAL                              |                          |                  | 81.000     | 74.832                  | 74.832                | 74.832             | 74.832                             | 75.574                 |
|              | 10                   | 01                 |                       |                   |                   | Cheltuieli salariale in bani                                 |                          |                  | 56.800     | 61.110                  | 61.110                | 61.110             | 61.110                             | 61.649                 |
|              | 10                   | 01                 | 01                    |                   |                   | Salarii de baza  |                          |                  | 53.800     | 60.397                  | 60.397                | 60.397             | 60.397                             | 58.443                 |
|              | 10                   | 01                 | 30                    |                   |                   | Alte drepturi salariale in bani                              |                          | 3.000            | 2.220      | 713                     | 713                   | 713                | 713                                | 3.206                  |

| Capi-<br>tol | Sub-<br>capi-<br>tol | Pa-<br>ra-<br>graf | Gru-<br>pa /<br>Titlu | Ar-<br>ti-<br>col | Ali-<br>ne-<br>at | Denumire indicator   | Credite de<br>angajament | Credite bugetare |            | Angajamente<br>legale | Plati<br>efectuate | Angajamente<br>legale<br>de platit | Cheltuieli<br>efective |   |
|--------------|----------------------|--------------------|-----------------------|-------------------|-------------------|--|--------------------------|------------------|------------|-----------------------|--------------------|------------------------------------|------------------------|---|
|              |                      |                    |                       |                   |                   |  |                          | initiale         | definitive |                       |                    |                                    |                        |   |
| A            |                      |                    |                       |                   |                   |  | 1                        | 2                | 3          | 4                     | 5                  | 6                                  | 7=5-6                  | 8 |
|              |                      |                    |                       |                   |                   | B  |                          |                  |            |                       |                    |                                    |                        |   |
|              |                      |                    | 10 03                 |                   |                   | Contributii  | 13.200                   | 16.650           | 13.722     | 13.722                | 13.722             | 13.722                             | 13.925                 |   |
|              |                      |                    | 10 03                 | 01                |                   | Contributii de asigurari sociale de<br>stat                                | 9.200                    | 10.660           | 9.658      | 9.658                 | 9.658              | 9.658                              | 9.743                  |   |
|              |                      |                    | 10 03                 | 02                |                   | Contributii de asigurari de somaj  | 300                      | 500              | 303        | 303                   | 303                | 303                                | 306                    |   |
|              |                      |                    | 10 03                 | 03                |                   | Contributii de asigurari sociale de<br>sanatate                            | 3.000                    | 4.360            | 3.183      | 3.183                 | 3.183              | 3.183                              | 3.211                  |   |
|              |                      |                    | 10 03                 | 04                |                   | Contributii de asigurari pentru<br>accidente de munca si boli profesionale | 200                      | 280              | 96         | 96                    | 96                 | 96                                 | 97                     |   |
|              |                      |                    | 10 03                 | 06                |                   | Contributii pentru concedii si<br>indemnizatii                             | 500                      | 850              | 482        | 482                   | 482                | 482                                | 568                    |   |
|              |                      |                    | 20                    |                   |                   | TITLUL II BUNURI SI SERVICII   | 57.000                   | 57.000           | 14.238     | 14.238                | 14.238             | 14.238                             | 14.239                 |   |
|              |                      |                    | 20 01                 |                   |                   | Bunuri si servicii   | 33.000                   | 33.000           | 401        | 401                   | 401                | 401                                | 402                    |   |
|              |                      |                    | 20 01                 | 03                |                   | Incalzit, iluminat si forta motrica  | 2.000                    | 2.000            | 401        | 401                   | 401                | 401                                | 402                    |   |
|              |                      |                    | 20 01                 | 30                |                   | Alte bunuri si servicii pentru<br>intretinere si functionare               | 31.000                   | 31.000           |            |                       |                    |                                    |                        |   |
|              |                      |                    | 20 05                 |                   |                   | Bunuri de natura obiectelor de inventar                                    | 24.000                   | 24.000           | 13.837     | 13.837                | 13.837             | 13.837                             | 13.837                 |   |
|              |                      |                    | 20 05                 | 30                |                   | Alte obiecte de inventar   | 24.000                   | 24.000           | 13.837     | 13.837                | 13.837             | 13.837                             | 13.837                 |   |
|              |                      |                    |                       |                   |                   | CULTURA, RECREERE SI RELIGIE   | 857.100                  | 1.024.100        | 956.412    | 956.412               | 956.412            | 956.412                            | 956.352                |   |
| 6702         |                      |                    | 01                    |                   |                   | CHELTUIELI CURENTE   | 857.100                  | 1.024.100        | 956.412    | 956.412               | 956.412            | 956.412                            | 956.352                |   |
|              |                      |                    | 10                    |                   |                   | TITLUL I CHELTUIELI DE PERSONAL  | 99.000                   | 99.000           | 88.434     | 88.434                | 88.434             | 88.434                             | 88.374                 |   |
|              |                      |                    | 10 01                 |                   |                   | Cheltuieli salariale in bani   | 79.950                   | 79.550           | 72.106     | 72.106                | 72.106             | 72.106                             | 72.106                 |   |
|              |                      |                    | 10 01                 | 01                |                   | Salarii de baza  | 65.550                   | 65.650           | 64.857     | 64.857                | 64.857             | 64.857                             | 64.995                 |   |
|              |                      |                    | 10 01                 | 06                |                   | Alte sporuri   | 5.400                    | 5.400            |            |                       |                    |                                    |                        |   |
|              |                      |                    | 10 01                 | 30                |                   | Alte drepturi salariale in bani  | 9.000                    | 8.500            | 7.249      | 7.249                 | 7.249              | 7.249                              | 7.111                  |   |
|              |                      |                    | 10 02                 |                   |                   | Cheltuieli salariale in natura   | 200                      | 200              |            |                       |                    |                                    |                        |   |
|              |                      |                    | 10 02                 | 05                |                   | Transportul la si de la locul de munca                                     | 200                      | 200              |            |                       |                    |                                    |                        |   |
|              |                      |                    | 10 03                 |                   |                   | Contributii  | 18.850                   | 19.250           | 16.328     | 16.328                | 16.328             | 16.328                             | 16.268                 |   |
|              |                      |                    | 10 03                 | 01                |                   | Contributii de asigurari sociale de  |                          |                  |            |                       |                    |                                    |                        |   |

| Capi-<br>tol | Sub-<br>capi-<br>tol | Pa-<br>ra-<br>graf | Gru-<br>pa /<br>Titlu | Ar-<br>ti-<br>col | Ali-<br>ne-<br>at | Denumire indicator  | Credite de<br>angajament | Credite bugetare |            | Angajamente<br>bugetare | Angajamente<br>legale | Plati<br>efectuate | Angajamente<br>legale<br>de platit | Cheltuieli<br>efective |
|--------------|----------------------|--------------------|-----------------------|-------------------|-------------------|---|--------------------------|------------------|------------|-------------------------|-----------------------|--------------------|------------------------------------|------------------------|
|              |                      |                    |                       |                   |                   |   |                          | initiale         | definitive |                         |                       |                    |                                    |                        |
| A            |                      |                    |                       |                   |                   | B   | 1                        | 2                | 3          | 4                       | 5                     | 6                  | 7=5-6                              | 8                      |
|              |                      |                    |                       |                   |                   | stat  |                          | 13.150           | 13.050     | 11.381                  | 11.381                | 11.381             | 7=5-6                              | 11.381                 |
|              | 10                   | 03                 | 02                    |                   |                   | Contributii de asigurari de somaj                                       |                          | 600              | 600        | 364                     | 364                   | 364                |                                    | 364                    |
|              | 10                   | 03                 | 03                    |                   |                   | Contributii de asigurari sociale de sanatate                            |                          | 4.200            | 4.100      | 3.688                   | 3.688                 | 3.688              |                                    | 3.688                  |
|              | 10                   | 03                 | 04                    |                   |                   | Contributii de asigurari pentru accidente de munca si boli profesionale |                          | 200              | 200        | 107                     | 107                   | 107                |                                    | 107                    |
|              | 10                   | 03                 | 06                    |                   |                   | Contributii pentru concedii si indemnizatii                             |                          | 700              | 1.300      | 788                     | 788                   | 788                |                                    | 788                    |
|              | 20                   |                    |                       |                   |                   | TITLUL II BUNURI SI SERVICII  |                          | 250.100          | 322.100    | 274.533                 | 274.533               | 274.533            |                                    | 274.533                |
|              | 20                   | 01                 |                       |                   |                   | Bunuri si servicii  |                          | 29.500           | 29.500     | 19.063                  | 19.063                | 19.063             |                                    | 19.063                 |
|              | 20                   | 01                 | 01                    |                   |                   | Furnituri de birou  |                          | 500              | 500        | 14.129                  | 14.129                | 14.129             |                                    | 14.129                 |
|              | 20                   | 01                 | 03                    |                   |                   | Incalzit, iluminat si forta motrica                                     |                          | 24.000           | 22.000     |                         |                       |                    |                                    |                        |
|              | 20                   | 01                 | 09                    |                   |                   | Materiale si prestari de servicii cu caracter functional                |                          | 5.000            | 7.000      | 4.934                   | 4.934                 | 4.934              |                                    | 4.934                  |
|              | 20                   | 02                 |                       |                   |                   | Reparatii curente   |                          | 500              | 30.000     | 28.508                  | 28.508                | 28.508             |                                    | 28.508                 |
|              | 20                   | 06                 |                       |                   |                   | Deplasari, detasari, transferari  |                          | 500              | 500        |                         |                       |                    |                                    |                        |
|              | 20                   | 06                 | 01                    |                   |                   | Deplasari interne, detasari, transferari                                |                          | 500              | 500        |                         |                       |                    |                                    |                        |
|              | 20                   | 11                 |                       |                   |                   | Carti, publicatii si materiale documentare                              |                          | 35.000           | 35.000     | 2.745                   | 2.745                 | 2.745              |                                    | 2.745                  |
|              | 20                   | 30                 |                       |                   |                   | Alte cheltuieli   |                          | 185.100          | 227.100    | 224.217                 | 224.217               | 224.217            |                                    | 224.217                |
|              | 20                   | 30                 | 30                    |                   |                   | Alte cheltuieli cu bunuri si servicii                                   |                          | 185.100          | 227.100    | 224.217                 | 224.217               | 224.217            |                                    | 224.217                |
|              | 59                   |                    |                       |                   |                   | TITLUL XI ALTE CHELTUIELI   |                          | 508.000          | 603.000    | 593.445                 | 593.445               | 593.445            |                                    | 593.445                |
|              | 59                   | 11                 |                       |                   |                   | Asociatii si fundatii   |                          | 178.000          | 188.000    | 178.445                 | 178.445               | 178.445            |                                    | 178.445                |
|              | 59                   | 12                 |                       |                   |                   | Sustinerea cultelor   |                          | 330.000          | 415.000    | 415.000                 | 415.000               | 415.000            |                                    | 415.000                |
| 6802         |                      |                    |                       |                   |                   | ASIGURARI SI ASISTENTA SOCIALA  |                          | 2.324.400        | 2.424.700  | 2.178.781               | 2.178.781             | 2.178.781          |                                    | 2.178.781              |
|              | 01                   |                    |                       |                   |                   | CHELTUIELI CURENTE  |                          | 2.324.400        | 2.424.700  | 2.178.781               | 2.178.781             | 2.178.781          |                                    | 2.178.781              |
|              | 10                   |                    |                       |                   |                   | TITLUL I CHELTUIELI DE PERSONAL   |                          | 957.000          | 1.007.000  | 951.332                 | 951.332               | 951.332            |                                    | 951.332                |
|              | 10                   | 01                 |                       |                   |                   | Cheltuieli salariale in bani  |                          | 785.000          | 790.500    | 778.603                 | 778.603               | 778.603            |                                    | 778.603                |

| Capi-<br>tol | Sub-<br>capi-<br>tol | Pa-<br>ra-<br>graf | Gru-<br>pa /<br>Titlu | Ar-<br>ti-<br>col | Ali-<br>ne-<br>at | Denumire indicator  | Credite de<br>angajament | Credite bugetare |           | Angajamente<br>bugetare | Angajamente<br>legale | Plati<br>efectuate | Angajamente<br>legale<br>de platit | Cheltuieli<br>efective |
|--------------|----------------------|--------------------|-----------------------|-------------------|-------------------|---|--------------------------|------------------|-----------|-------------------------|-----------------------|--------------------|------------------------------------|------------------------|
|              |                      |                    |                       |                   |                   |   |                          | 2                | 3         |                         |                       |                    |                                    |                        |
| A            |                      |                    |                       |                   |                   | B   | 1                        | 2                | 3         | 4                       | 5                     | 6                  | 7=5-6                              | 8                      |
|              |                      |                    | 10                    | 01                | 01                | Salarii de baza   |                          | 768.000          | 728.500   | 723.736                 | 723.736               | 723.736            | 723.736                            | 728.529                |
|              |                      |                    | 10                    | 01                | 30                | Alte drepturi salariale in bani   |                          | 17.000           | 62.000    | 54.867                  | 54.867                | 54.867             | 54.867                             | 59.338                 |
|              |                      |                    | 10                    | 03                |                   | Contributii   |                          | 172.000          | 216.500   | 172.729                 | 172.729               | 172.729            | 172.729                            | 178.869                |
|              |                      |                    | 10                    | 03                | 01                | Contributii de asigurari sociale de<br>stat   |                          | 124.000          | 144.000   | 122.904                 | 122.904               | 122.904            | 122.904                            | 124.407                |
|              |                      |                    | 10                    | 03                | 02                | Contributii de asigurari de somaj   |                          | 5.000            | 10.000    | 3.887                   | 3.887                 | 3.887              | 3.887                              | 3.935                  |
|              |                      |                    | 10                    | 03                | 03                | Contributii de asigurari sociale de<br>sanatate   |                          | 40.000           | 52.000    | 41.592                  | 41.592                | 41.592             | 41.592                             | 42.087                 |
|              |                      |                    | 10                    | 03                | 04                | Contributii de asigurari pentru<br>accidente de munca si boli profesionale  |                          | 1.500            | 4.000     | 1.170                   | 1.170                 | 1.170              | 1.170                              | 1.184                  |
|              |                      |                    | 10                    | 03                | 06                | Contributii pentru concedii si<br>indemnizatii  |                          | 1.500            | 6.500     | 3.176                   | 3.176                 | 3.176              | 3.176                              | 7.256                  |
|              |                      |                    | 20                    |                   |                   | TITLUL II BUNURI SI SERVICII  |                          |                  | 5.000     | 4.560                   | 4.560                 | 4.560              | 4.560                              | 4.560                  |
|              |                      |                    | 20                    | 13                |                   | Pregatire profesionala  |                          |                  | 5.000     | 4.560                   | 4.560                 | 4.560              | 4.560                              | 4.560                  |
|              |                      |                    | 51                    |                   |                   | TITLUL VI TRANSFERURI INTRE UNITATI ALE<br>ADMINISTRATIEI PUBLICE   |                          | 780.000          | 780.000   | 728.819                 | 728.819               | 728.819            | 728.819                            | 728.819                |
|              |                      |                    | 51                    | 01                |                   | Transferuri curente   |                          | 780.000          | 780.000   | 728.819                 | 728.819               | 728.819            | 728.819                            | 728.819                |
|              |                      |                    | 51                    | 01                | 39                | Transferuri din bugetele locale pentru<br>finantarea unitatilor de asistenta<br>sociala si medico-sociale                               |                          | 780.000          | 780.000   | 728.819                 | 728.819               | 728.819            | 728.819                            | 728.819                |
|              |                      |                    | 57                    |                   |                   | TITLUL VIII ASISTENTA SOCIALA   |                          | 587.400          | 632.700   | 494.070                 | 494.070               | 494.070            | 494.070                            | 496.423                |
|              |                      |                    | 57                    | 02                |                   | Ajutoare sociale  |                          | 587.400          | 632.700   | 494.070                 | 494.070               | 494.070            | 494.070                            | 496.423                |
|              |                      |                    | 57                    | 02                | 01                | Ajutoare sociale in numerar   |                          | 587.400          | 632.700   | 494.070                 | 494.070               | 494.070            | 494.070                            | 496.423                |
| 7000         | 02                   |                    |                       |                   |                   | Partea IV-a SERVICII SI DEZVOLTARE<br>PUBLICA, LOCUINTE, MEDIU SI APE<br>LOCUINTE, SERVICII SI DEZVOLTARE PUBLICA<br>CHELTUIELI CURENTE |                          | 1.170.000        | 1.170.000 | 895.924                 | 895.924               | 895.924            | 895.924                            | 907.637                |
| 7002         |                      |                    | 01                    |                   |                   | TITLUL II BUNURI SI SERVICII  |                          | 500.000          | 500.000   | 328.933                 | 328.933               | 328.933            | 328.933                            | 328.934                |
|              |                      |                    | 20                    |                   |                   | TITLUL II BUNURI SI SERVICII  |                          | 500.000          | 500.000   | 328.933                 | 328.933               | 328.933            | 328.933                            | 328.934                |
|              |                      |                    |                       |                   |                   |   |                          | 500.000          | 500.000   | 328.933                 | 328.933               | 328.933            | 328.933                            | 328.934                |
|              |                      |                    |                       |                   |                   |   |                          | 500.000          | 500.000   | 328.933                 | 328.933               | 328.933            | 328.933                            | 328.934                |

| Capi-<br>tol | Sub-<br>capi-<br>tol | Pa-<br>ra-<br>graf | Gru-<br>pa /<br>Titlu | Ar-<br>ti-<br>col | Ali-<br>ne-<br>at | Denumire indicator   | Credite de<br>angajament | Credite bugetare |           |         | Angajamente<br>legale | Plati<br>efectuate | Angajamente<br>legale<br>de platit | Cheltuieli<br>efective |
|--------------|----------------------|--------------------|-----------------------|-------------------|-------------------|--|--------------------------|------------------|-----------|---------|-----------------------|--------------------|------------------------------------|------------------------|
|              |                      |                    |                       |                   |                   |  |                          | 2                | 3         | 4       |                       |                    |                                    |                        |
|              |                      |                    | A                     |                   |                   | B  | 1                        | 2                | 3         | 4       | 5                     | 6                  | 7=5-6                              | 8                      |
|              |                      |                    | 20                    | 01                |                   | Bunuri si servicii   |                          | 460.000          | 460.000   | 328.933 | 328.933               | 328.933            | 328.934                            |                        |
|              |                      |                    | 20                    | 01                | 03                | Incalzit, iluminat si forta motrica                          |                          | 420.000          | 405.000   | 293.210 | 293.210               | 293.210            | 293.211                            |                        |
|              |                      |                    | 20                    | 01                | 09                | Materiale si prestari de servicii cu<br>caracter functional  |                          | 15.000           | 30.000    | 14.768  | 14.768                | 14.768             | 14.768                             |                        |
|              |                      |                    | 20                    | 01                | 30                | Alte bunuri si servicii pentru<br>intretinere si functionare |                          | 25.000           | 25.000    | 20.955  | 20.955                | 20.955             | 20.955                             |                        |
|              |                      |                    | 20                    | 30                |                   | Alte cheltuieli  |                          | 40.000           | 40.000    |         |                       |                    |                                    |                        |
|              |                      |                    | 20                    | 30                | 30                | Alte cheltuieli cu bunuri si servicii                        |                          | 40.000           | 40.000    |         |                       |                    |                                    |                        |
| 7402         |                      |                    | 01                    |                   |                   | PROTECTIA MEDIULUI   |                          | 670.000          | 670.000   | 566.991 | 566.991               | 566.991            | 578.703                            |                        |
|              |                      |                    | 20                    |                   |                   | CHELTUIELI CURENTE   |                          | 670.000          | 670.000   | 566.991 | 566.991               | 566.991            | 578.703                            |                        |
|              |                      |                    | 20                    |                   |                   | TITLUL II BUNURI SI SERVICII                                 |                          | 670.000          | 670.000   | 566.991 | 566.991               | 566.991            | 578.703                            |                        |
|              |                      |                    | 20                    | 01                |                   | Bunuri si servicii   |                          | 630.000          | 630.000   | 566.991 | 566.991               | 566.991            | 559.225                            |                        |
|              |                      |                    | 20                    | 01                | 04                | Apa, canal si salubritate                                    |                          | 474.000          | 464.000   | 430.455 | 430.455               | 430.455            | 422.689                            |                        |
|              |                      |                    | 20                    | 01                | 09                | Materiale si prestari de servicii cu<br>caracter functional  |                          | 96.000           | 96.000    | 71.949  | 71.949                | 71.949             | 71.949                             |                        |
|              |                      |                    | 20                    | 01                | 30                | Alte bunuri si servicii pentru<br>intretinere si functionare |                          | 60.000           | 70.000    | 64.587  | 64.587                | 64.587             | 64.587                             |                        |
|              |                      |                    | 20                    | 05                |                   | Bunuri de natura obiectelor de inventar                      |                          | 40.000           | 40.000    |         |                       |                    | 19.478                             |                        |
|              |                      |                    | 20                    | 05                | 30                | Alte obiecte de inventar                                     |                          | 40.000           | 40.000    |         |                       |                    | 19.478                             |                        |
| 8000         | 02                   |                    |                       |                   |                   | Partea V-a ACTIUNI ECONOMICE                                 |                          | 1.130.000        | 1.130.000 | 706.524 | 706.524               | 706.524            | 700.766                            |                        |
| 8402         |                      |                    |                       |                   |                   | TRANSPORTURI   |                          | 1.100.000        | 1.100.000 | 706.524 | 706.524               | 706.524            | 700.766                            |                        |
|              |                      |                    | 01                    |                   |                   | CHELTUIELI CURENTE   |                          | 1.100.000        | 1.100.000 | 706.524 | 706.524               | 706.524            | 700.766                            |                        |
|              |                      |                    | 20                    |                   |                   | TITLUL II BUNURI SI SERVICII                                 |                          | 1.100.000        | 1.100.000 | 706.524 | 706.524               | 706.524            | 700.766                            |                        |
|              |                      |                    | 20                    | 01                |                   | Bunuri si servicii   |                          | 958.000          | 958.000   | 633.025 | 633.025               | 633.025            | 633.025                            |                        |
|              |                      |                    | 20                    | 01                | 05                | Carburanti si lubrifianti                                    |                          | 404.000          | 404.000   | 382.454 | 382.454               | 382.454            | 382.454                            |                        |
|              |                      |                    | 20                    | 01                | 06                | Piese de schimb  |                          | 200.000          | 200.000   | 153.795 | 153.795               | 153.795            | 153.795                            |                        |
|              |                      |                    | 20                    | 01                | 09                | Materiale si prestari de servicii cu<br>caracter functional  |                          | 26.000           | 26.000    | 18.022  | 18.022                | 18.022             | 18.022                             |                        |

| Capi-<br>tol | Sub-<br>capi-<br>tol | Pa-<br>ra-<br>graf | Gru-<br>pa /<br>Titlu | Ar-<br>ti-<br>col | Ali-<br>ne-<br>at | Denumire indicator   | Credite de<br>angajament | Credite bugetare |            | Angajamente<br>bugetare | Angajamente<br>legale | Plati<br>efectuate | Angajamente<br>legale<br>de platit | Cheltuieli<br>efective |
|--------------|----------------------|--------------------|-----------------------|-------------------|-------------------|--|--------------------------|------------------|------------|-------------------------|-----------------------|--------------------|------------------------------------|------------------------|
|              |                      |                    |                       |                   |                   |  |                          | initiale         | definitive |                         |                       |                    |                                    |                        |
| A            |                      |                    |                       |                   |                   | B  | 1                        | 2                | 3          | 4                       | 5                     | 6                  | 7=5-6                              | 8                      |
|              | 20                   | 01                 | 30                    |                   |                   | Alte bunuri si servicii pentru<br>intretinere si functionare   |                          | 328.000          | 328.000    | 78.754                  | 78.754                | 78.754             | 78.754                             | 78.754                 |
|              | 20                   | 02                 |                       |                   |                   | Reparatii curente  |                          | 134.000          | 124.000    | 67.181                  | 67.181                | 67.181             | 67.181                             | 67.181                 |
|              | 20                   | 05                 |                       |                   |                   | Bunuri de natura obiectelor de inventar  |                          | 8.000            | 18.000     | 6.318                   | 6.318                 | 6.318              | 6.318                              | 560                    |
|              | 20                   | 05                 | 01                    |                   |                   | Uniforme si echipament   |                          | 8.000            | 8.000      | 3.822                   | 3.822                 | 3.822              | 3.822                              | 560                    |
|              | 20                   | 05                 | 30                    |                   |                   | Alte obiecte de inventar   |                          |                  | 10.000     | 2.496                   | 2.496                 | 2.496              |                                    |                        |
| 8702         |                      |                    |                       |                   |                   | ALTE ACTIUNI ECONOMICE   |                          | 30.000           | 30.000     | 30.000                  |                       |                    |                                    |                        |
|              |                      |                    | 79                    |                   |                   | OPERATIUNI FINANCIARE  |                          | 30.000           | 30.000     | 30.000                  |                       |                    |                                    |                        |
|              |                      |                    | 80                    |                   |                   | TITLUL XVI IMPRUMUTURI   |                          | 30.000           | 30.000     | 30.000                  |                       |                    |                                    |                        |
|              |                      |                    | 80                    | 03                |                   | Imprumuturi pentru institutii si servicii<br>publice sau activitati finantate integral<br>din venituri proprii |                          | 30.000           | 30.000     | 30.000                  |                       |                    |                                    |                        |
| 9902         | 96                   |                    |                       |                   |                   | excedent/deficit sect funct  |                          |                  | 312.110    |                         |                       | 3.677.225          |                                    |                        |

Conducatorul institutiei,

Conducatorul compartimentului  
financiar-contabil





| Capi-Sub-Paragraf / Titlu col | Alti-ne-at | Denumire indicator  | Prevederi bugetare initiale | Prevederi bugetare definitive | Drepturi constatate |                     | Incasari realizate | Stingeri pe alte cai decat incasari | Drepturi constatate de incasat |         |
|-------------------------------|------------|---|-----------------------------|-------------------------------|---------------------|---------------------|--------------------|-------------------------------------|--------------------------------|---------|
|                               |            |   |                             |                               | Total, din care:    | din anii precedenti |                    |                                     |                                |         |
| A                             |            | B   | 1                           | 2                             | 3=4+5               | 4                   | 5                  | 6                                   | 7                              | 8=3-6-7 |
| 10                            | 50         | Alte venituri   | 62.400                      | 67.400                        | 111.797             |                     | 111.797            | 111.797                             |                                |         |
|                               |            | TRANSFERURI VOLUNTARE, ALTELE DECAT SUBVENTIILE   |                             |                               |                     |                     |                    |                                     |                                |         |
|                               | 01         | Donatii si sponsorizari   | -5.400                      | 15.850                        | 21.250              |                     | 21.250             | 21.250                              |                                |         |
|                               | 03         | Varsaminte din sectiunea de functionare pentru finantarea sectiunii de dezvoltare a bugetului local |                             | 21.250                        | 21.250              |                     | 21.250             | 21.250                              |                                |         |
|                               | 50         | Alte transferuri voluntare  | 30.000                      | 30.000                        |                     |                     |                    |                                     |                                |         |
| 00                            | 10         | IV. SUBVENTII   | 780.000                     | 780.000                       | 728.819             |                     | 728.819            | 728.819                             |                                |         |
| 10                            | 10         | SUBVENTII DE LA ALTE ADMINISTRATII  | 780.000                     | 780.000                       | 728.819             |                     | 728.819            | 728.819                             |                                |         |
|                               | 09         | Subventii pentru institutii publice   | 780.000                     | 780.000                       | 728.819             |                     | 728.819            | 728.819                             |                                |         |

**DETALIEREA CHELTUIELILOR  
INSTITUTII PUBLICE FINANTATE DIN VENITURI PROPRII  
SI SUBVENTII DIN BUGETUL LOCAL  
SECTIUNEA DE FUNCTIONARE  
31.12.2016**

| Capi-<br>tol | Sub-<br>capi-<br>tol | Pa-<br>ra-<br>graf | Ar-<br>ti-<br>col | Ali-<br>ne-<br>at | Denumire indicator   | Credite de<br>angajament | Credite bugetare |           | 4         | 5         | 6         | Angajamente<br>legale<br>de platit | Cheltuieli<br>efective |
|--------------|----------------------|--------------------|-------------------|-------------------|--|--------------------------|------------------|-----------|-----------|-----------|-----------|------------------------------------|------------------------|
|              |                      |                    |                   |                   |  |                          | 2                | 3         |           |           |           |                                    |                        |
| A            |                      |                    |                   |                   |  |                          | 1                | 2         | 3         | 4         | 5         | 6                                  | 8                      |
| 5010         |                      |                    |                   |                   | TOTAL CHELTUIELI DIN VENITURI PROPRII                        |                          |                  |           |           |           |           |                                    |                        |
|              |                      |                    |                   |                   | SI SUBVENTII   |                          | 2.389.000        | 2.433.250 | 2.126.933 | 2.126.933 | 2.126.933 | 2.126.933                          | 2.087.277              |
|              | 01                   |                    |                   |                   | CHELTUIELI CURENTE   |                          | 2.389.000        | 2.433.250 | 2.126.933 | 2.126.933 | 2.126.933 | 2.126.933                          | 2.087.277              |
|              | 10                   |                    |                   |                   | TITLUL I CHELTUIELI DE PERSONAL                              |                          | 1.275.000        | 1.275.000 | 1.213.117 | 1.213.117 | 1.213.117 | 1.213.117                          | 1.192.797              |
|              | 20                   |                    |                   |                   | TITLUL II BUNURI SI SERVICII                                 |                          | 1.114.000        | 1.158.250 | 913.816   | 913.816   | 913.816   | 913.816                            | 894.480                |
| 6510         |                      |                    |                   |                   | INVATAMANT   |                          | 45.000           | 71.250    | 35.020    | 35.020    | 35.020    | 35.020                             | 30.191                 |
|              | 01                   |                    |                   |                   | CHELTUIELI CURENTE   |                          | 45.000           | 71.250    | 35.020    | 35.020    | 35.020    | 35.020                             | 30.191                 |
|              | 20                   |                    |                   |                   | TITLUL II BUNURI SI SERVICII                                 |                          | 45.000           | 71.250    | 35.020    | 35.020    | 35.020    | 35.020                             | 30.191                 |
|              | 20                   | 01                 |                   |                   | Bunuri si servicii   |                          | 38.000           | 55.250    | 23.461    | 23.461    | 23.461    | 23.461                             | 25.889                 |
|              | 20                   | 01                 | 02                |                   | Materiale pentru curatenie                                   |                          | 5.000            | 5.000     |           |           |           |                                    | 200                    |
|              | 20                   | 01                 | 09                |                   | Materiale si prestari de servicii cu<br>caracter functional  |                          | 10.000           | 10.000    | 3.054     | 3.054     | 3.054     | 3.054                              | 3.042                  |
|              | 20                   | 01                 | 30                |                   | Alte bunuri si servicii pentru<br>intretinere si functionare |                          | 23.000           | 40.250    | 20.407    | 20.407    | 20.407    | 20.407                             | 22.647                 |
|              | 20                   | 03                 |                   |                   | Hrana  |                          |                  |           |           |           |           |                                    | 42                     |
|              | 20                   | 03                 | 01                |                   | Hrana pentru oameni  |                          |                  |           |           |           |           |                                    | 42                     |
|              | 20                   | 05                 |                   |                   | Bunuri de natura obiectelor de inventar                      |                          | 5.000            | 14.000    | 11.559    | 11.559    | 11.559    | 11.559                             | 266                    |
|              | 20                   | 05                 | 30                |                   | Alte obiecte de inventar                                     |                          | 5.000            | 14.000    | 11.559    | 11.559    | 11.559    | 11.559                             | 266                    |
|              | 20                   | 11                 |                   |                   | Carti, publicatii si materiale<br>documentare                |                          | 2.000            | 2.000     |           |           |           |                                    |                        |
|              | 20                   | 30                 |                   |                   | Alte cheltuieli  |                          |                  |           |           |           |           |                                    | 3.994                  |
|              | 20                   | 30                 | 30                |                   | Alte cheltuieli cu bunuri si servicii                        |                          |                  |           |           |           |           |                                    | 3.994                  |
| 6810         |                      |                    |                   |                   | ASIGURARI SI ASISTENTA SOCIALA                               |                          | 904.000          | 904.000   | 851.602   | 851.602   | 851.602   | 851.602                            | 841.650                |
|              | 01                   |                    |                   |                   | CHELTUIELI CURENTE   |                          | 904.000          | 904.000   | 851.602   | 851.602   | 851.602   | 851.602                            | 841.650                |
|              | 10                   |                    |                   |                   | TITLUL I CHELTUIELI DE PERSONAL                              |                          | 600.000          | 600.000   | 558.833   | 558.833   | 558.833   | 558.833                            | 569.255                |
|              | 10                   | 01                 |                   |                   | Cheltuieli salariale in bani                                 |                          | 500.000          | 492.000   | 459.042   | 459.042   | 459.042   | 459.042                            | 463.945                |
|              | 10                   | 01                 | 01                |                   | Salarii de baza  |                          | 360.000          | 344.000   | 321.387   | 321.387   | 321.387   | 321.387                            | 327.498                |
|              | 10                   | 01                 | 05                |                   | Sporuri pentru conditii de munca                             |                          | 28.000           | 27.000    | 24.420    | 24.420    | 24.420    | 24.420                             | 25.285                 |



| Capi-<br>tol | Sub-<br>capi-<br>tol | Pa-<br>ra-<br>graf | Gru-<br>pa /<br>Titlu | Ar-<br>ti-<br>col | Al-<br>ne-<br>at | Denumire indicator   | Credite de<br>angajament | Credite bugetare |            | Angajamente<br>bugetare | Angajamente<br>legale | Plati<br>efectuate | Angajamente<br>legale<br>de platit | Cheltuieli<br>efective |
|--------------|----------------------|--------------------|-----------------------|-------------------|------------------|--|--------------------------|------------------|------------|-------------------------|-----------------------|--------------------|------------------------------------|------------------------|
|              |                      |                    |                       |                   |                  |  |                          | initiale         | definitive |                         |                       |                    |                                    |                        |
| A            |                      |                    |                       |                   |                  | B  | 1                        | 2                | 3          | 4                       | 5                     | 6                  | 7=5-6                              | 8                      |
|              | 20                   | 04                 | 01                    |                   |                  | Medicamente  |                          | 9.000            | 9.000      | 9.000                   | 9.000                 | 9.000              | 9.000                              | 8.705                  |
|              | 20                   | 04                 | 02                    |                   |                  | Materiale sanitare   |                          | 10.000           | 10.000     | 10.000                  | 10.000                | 10.000             | 10.000                             | 9.665                  |
|              | 20                   | 05                 | 03                    |                   |                  | Bunuri de natura obiectelor de inventar                                    |                          | 18.500           | 15.000     | 14.309                  | 14.309                | 14.309             | 14.309                             |                        |
|              | 20                   | 05                 | 03                    |                   |                  | Lenjerie si accesorii de pat   |                          | 4.500            | 3.000      | 2.572                   | 2.572                 | 2.572              | 2.572                              |                        |
|              | 20                   | 05                 | 30                    |                   |                  | Alte obiecte de inventar   |                          | 14.000           | 12.000     | 11.737                  | 11.737                | 11.737             | 11.737                             |                        |
|              | 20                   | 06                 |                       |                   |                  | Deplasari, detasari, transferari   |                          | 1.000            | 1.000      | 681                     | 681                   | 681                | 681                                | 681                    |
|              | 20                   | 06                 | 01                    |                   |                  | Deplasari interne, detasari, transferari                                   |                          | 1.000            | 1.000      | 681                     | 681                   | 681                | 681                                | 681                    |
|              | 20                   | 30                 |                       |                   |                  | Alte cheltuieli  |                          | 3.000            | 6.000      | 5.850                   | 5.850                 | 5.850              | 5.850                              | 5.850                  |
|              | 20                   | 30                 | 30                    |                   |                  | Alte cheltuieli cu bunuri si servicii                                      |                          | 3.000            | 6.000      | 5.850                   | 5.850                 | 5.850              | 5.850                              | 5.850                  |
| 7010         |                      |                    |                       |                   |                  | LOCUINTE, SERVICII SI DEZVOLTARE PUBLICA                                   |                          | 1.340.000        | 1.340.000  | 1.161.600               | 1.161.600             | 1.161.600          | 1.161.600                          | 1.137.221              |
|              | 01                   |                    |                       |                   |                  | CHELTUIELI CURENTE   |                          | 1.340.000        | 1.340.000  | 1.161.600               | 1.161.600             | 1.161.600          | 1.161.600                          | 1.137.221              |
|              | 10                   |                    |                       |                   |                  | TITLUL I CHELTUIELI DE PERSONAL  |                          | 675.000          | 675.000    | 654.284                 | 654.284               | 654.284            | 654.284                            | 623.542                |
|              | 10                   | 01                 |                       |                   |                  | Cheltuieli salariale in bani   |                          | 550.000          | 550.000    | 536.425                 | 536.425               | 536.425            | 536.425                            | 508.063                |
|              | 10                   | 01                 | 01                    |                   |                  | Salarii de baza  |                          | 450.000          | 450.000    | 445.064                 | 445.064               | 445.064            | 445.064                            | 416.702                |
|              | 10                   | 01                 | 05                    |                   |                  | Sporuri pentru conditii de munca   |                          | 50.000           | 50.000     | 41.639                  | 41.639                | 41.639             | 41.639                             | 41.639                 |
|              | 10                   | 01                 | 30                    |                   |                  | Alte drepturi salariale in bani  |                          | 50.000           | 50.000     | 49.722                  | 49.722                | 49.722             | 49.722                             | 49.722                 |
|              | 10                   | 03                 |                       |                   |                  | Contributii  |                          | 125.000          | 125.000    | 117.859                 | 117.859               | 117.859            | 117.859                            | 115.479                |
|              | 10                   | 03                 | 01                    |                   |                  | Contributii de asigurari sociale de<br>stat                                |                          | 86.600           | 86.600     | 82.344                  | 82.344                | 82.344             | 82.344                             | 80.444                 |
|              | 10                   | 03                 | 02                    |                   |                  | Contributii de asigurari de somaj  |                          | 2.900            | 2.900      | 2.768                   | 2.768                 | 2.768              | 2.768                              | 2.551                  |
|              | 10                   | 03                 | 03                    |                   |                  | Contributii de asigurari sociale de<br>sanatate                            |                          | 28.700           | 28.700     | 26.779                  | 26.779                | 26.779             | 26.779                             | 26.523                 |
|              | 10                   | 03                 | 04                    |                   |                  | Contributii de asigurari pentru<br>accidente de munca si boli profesionale |                          | 1.600            | 1.600      | 1.548                   | 1.548                 | 1.548              | 1.548                              | 1.426                  |
|              | 10                   | 03                 | 06                    |                   |                  | Contributii pentru concedii si<br>indemnizatii                             |                          | 5.200            | 5.200      | 4.420                   | 4.420                 | 4.420              | 4.420                              | 4.535                  |
|              | 20                   |                    |                       |                   |                  | TITLUL II BUNURI SI SERVICII   |                          | 665.000          | 665.000    | 507.316                 | 507.316               | 507.316            | 507.316                            | 513.679                |
|              | 20                   | 01                 |                       |                   |                  | Bunuri si servicii   |                          | 404.500          | 394.500    | 305.120                 | 305.120               | 305.120            | 305.120                            | 329.134                |



| Capi-<br>tol | Sub-<br>capi-<br>tol | Pa-<br>ra-<br>graf | Gru-<br>pa /<br>Titlu | Ar-<br>ti-<br>col | Ali-<br>ne-<br>at | Denumire indicator   | Credite de<br>angajament | Credite bugetare |            | Angajamente<br>bugetare | Angajamente<br>legale | Plati<br>efectuate | Angajamente<br>legale<br>de platit | Cheltuieli<br>efective |
|--------------|----------------------|--------------------|-----------------------|-------------------|-------------------|--|--------------------------|------------------|------------|-------------------------|-----------------------|--------------------|------------------------------------|------------------------|
|              |                      |                    |                       |                   |                   |  |                          | initiale         | definitive |                         |                       |                    |                                    |                        |
| A            |                      |                    |                       |                   |                   | B  | 1                        | 2                | 3          | 4                       | 5                     | 6                  | 7=5-6                              | 8                      |
|              |                      |                    |                       |                   |                   | intereselor statului, potrivit<br>dispozitiilor legale               |                          | 4.000            | 4.000      | 1.150                   | 1.150                 | 1.150              |                                    | 1.150                  |
|              |                      |                    | 20                    | 30                |                   | Alte cheltuieli  |                          | 180.000          | 190.000    | 163.088                 | 163.088               | 163.088            |                                    | 155.018                |
|              |                      |                    | 20                    | 30                | 04                | Chirii   |                          | 8.000            | 18.000     | 17.821                  | 17.821                | 17.821             |                                    | 5.845                  |
|              |                      |                    | 20                    | 30                | 30                | Alte cheltuieli cu bunuri si servicii                                |                          | 172.000          | 172.000    | 145.267                 | 145.267               | 145.267            |                                    | 149.173                |
| 8310         |                      |                    |                       |                   |                   | AGRICULTURA, SILVICULTURA,<br>SI VANATOARE                           |                          | 23.000           | 23.000     |                         |                       |                    |                                    |                        |
|              |                      |                    | 01                    |                   |                   | CHELTUIELI CURENTE   |                          | 23.000           | 23.000     |                         |                       |                    |                                    |                        |
|              |                      |                    | 20                    |                   |                   | TITLUL II BUNURI SI SERVICII   |                          | 23.000           | 23.000     |                         |                       |                    |                                    |                        |
|              |                      |                    | 20                    | 01                |                   | Bunuri si servicii   |                          | 23.000           | 23.000     |                         |                       |                    |                                    |                        |
|              |                      |                    | 20                    | 01                | 03                | Incalziti, iluminat si forta motrica                                 |                          | 23.000           | 23.000     |                         |                       |                    |                                    |                        |
|              |                      |                    | 20                    | 01                | 05                | Carburanti si lubrifianti  |                          |                  |            |                         |                       |                    |                                    |                        |
| 8710         |                      |                    |                       |                   |                   | ALTE ACTIUNI ECONOMICE   |                          | 77.000           | 95.000     | 78.711                  | 78.711                | 78.711             |                                    | 78.215                 |
|              |                      |                    | 01                    |                   |                   | CHELTUIELI CURENTE   |                          | 77.000           | 95.000     | 78.711                  | 78.711                | 78.711             |                                    | 78.215                 |
|              |                      |                    | 20                    |                   |                   | TITLUL II BUNURI SI SERVICII   |                          | 77.000           | 95.000     | 78.711                  | 78.711                | 78.711             |                                    | 78.215                 |
|              |                      |                    | 20                    | 01                |                   | Bunuri si servicii   |                          | 77.000           | 65.000     | 49.679                  | 49.679                | 49.679             |                                    | 49.822                 |
|              |                      |                    | 20                    | 01                | 03                | Incalziti, iluminat si forta motrica                                 |                          | 7.000            | 7.000      | 2.331                   | 2.331                 | 2.331              |                                    | 2.331                  |
|              |                      |                    | 20                    | 01                | 09                | Materiale si prestari de servicii cu<br>caracter functional          |                          | 35.000           | 32.000     | 29.449                  | 29.449                | 29.449             |                                    | 29.449                 |
|              |                      |                    | 20                    | 01                | 30                | Alte bunuri si servicii pentru<br>intretinere si functionare         |                          | 35.000           | 26.000     | 17.899                  | 17.899                | 17.899             |                                    | 18.042                 |
|              |                      |                    | 20                    | 30                |                   | Alte cheltuieli  |                          |                  | 30.000     | 29.032                  | 29.032                | 29.032             |                                    | 28.393                 |
| 9910         | 96                   |                    | 20                    | 30                | 30                | Alte cheltuieli cu bunuri si servicii<br>excedent/deficit sect funct |                          |                  | 30.000     | 29.032                  | 29.032                | 29.032             |                                    | 28.393                 |

Conducatorul compartimentului  
financiar-contabil

Conducatorul institutiei

**CONTUL DE EXECUTIE AL BUGETULUI LOCAL - VENITURI  
SECTIUNEA DE DEZVOLTARE  
31.12.2016**

Pag. 1 -lei-

| Capi-<br>col | Sub-<br>capi-<br>col | Pa-<br>ra-<br>gra-<br>ful | Ar-<br>ti-<br>col | Ali-<br>ne-<br>at | Denumire indicator  | Prevederi<br>bugetare<br>initiale | Prevederi<br>bugetare<br>definitive | Drepturi constatate |                        |                    | Incasari<br>realizate | Stingeri pe<br>alte cai<br>decat incasari | Drepturi<br>constatate<br>de incasat |
|--------------|----------------------|---------------------------|-------------------|-------------------|---|-----------------------------------|-------------------------------------|---------------------|------------------------|--------------------|-----------------------|---|--------------------------------------|
|              |                      |                           |                   |                   |   |                                   |                                     | Total,<br>din care: | din anii<br>precedenti | din anul<br>curent |                       |   |                                      |
| A            |                      |                           |                   |                   | B   | 1                                 | 2                                   | 3=4+5               | 4                      | 5                  | 6                     | 7   | 8=3-6-7                              |
| 01           | 02                   |                           |                   |                   | TOTAL VENITURI-BUGET LOCAL  | 2.943.500                         | 13.950.050                          | 11.847.060          |                        | 11.847.060         | 11.847.060            |   |                                      |
| 02           |                      |                           |                   |                   | I. VENITURI CURENTE   | 2.943.500                         | 4.506.390                           | 2.366.901           |                        | 2.366.901          | 2.366.901             |   |                                      |
| 00           |                      |                           |                   |                   | C. VENITURI NEFISCALE   | 2.943.500                         | 4.506.390                           | 2.366.901           |                        | 2.366.901          | 2.366.901             |   |                                      |
| 00           |                      |                           |                   |                   | C2. VANZARI DE BUNURI SI SERVICII   | 2.943.500                         | 4.506.390                           | 2.366.901           |                        | 2.366.901          | 2.366.901             |   |                                      |
| 02           |                      |                           |                   |                   | TRANSFERURI VOLUNTARE, ALTELE DECAT<br>SUBVENTIILE  | 2.943.500                         | 4.506.390                           | 2.366.901           |                        | 2.366.901          | 2.366.901             |   |                                      |
| 04           |                      |                           |                   |                   | Varsaminte din sectiunea de functionare   | 2.943.500                         | 4.506.390                           | 2.366.901           |                        | 2.366.901          | 2.366.901             |   |                                      |
| 00           | 02                   |                           |                   |                   | II. VENITURI DIN CAPITAL  |                                   |                                     | 14.913              |                        | 14.913             | 14.913                |   |                                      |
| 02           |                      |                           |                   |                   | VENITURI DIN VALORIFICAREA UNOR BUNURI  |                                   |                                     | 14.913              |                        | 14.913             | 14.913                |   |                                      |
| 03           |                      |                           |                   |                   | Venituri din vanzarea locuintelor<br>construite din fondurile statului  |                                   |                                     | 14.913              |                        | 14.913             | 14.913                |   |                                      |
| 00           | 02                   |                           |                   |                   | IV. SUBVENTII   |                                   | 9.443.660                           | 9.448.197           |                        | 9.448.197          | 9.448.197             |   |                                      |
| 00           |                      |                           |                   |                   | SUBVENTII DE LA ALTE NIVELE ALE<br>ADMINISTRATIEI PUBLICE   |                                   | 9.443.660                           | 9.448.197           |                        | 9.448.197          | 9.448.197             |   |                                      |
| 02           |                      |                           |                   |                   | SUBVENTII DE LA BUGETUL DE STAT   |                                   | 9.443.660                           | 9.448.197           |                        | 9.448.197          | 9.448.197             |   |                                      |
| 20           |                      |                           |                   |                   | Subventii de la bugetul de stat catre<br>bugetele locale necesare sustinerii<br>derularii proiectelor finantate din<br>fonduri externe nerambursabile(FEN)<br>postaderare |                                   |                                     | 6.145               |                        | 6.145              | 6.145                 |   |                                      |
| 65           |                      |                           |                   |                   | Finantarea Programului National de<br>Dezvoltare Locala   |                                   | 9.443.660                           | 9.442.052           |                        | 9.442.052          | 9.442.052             |   |                                      |
| 02           |                      |                           |                   |                   | SUME PRIMITE DE LA UE/ALTI DONATORI<br>IN CONTUL PLATILOR EFECTUATE SI<br>PREFINANTARI  |                                   |                                     | 17.049              |                        | 17.049             | 17.049                |   |                                      |





**CONTUL DE EXECUTIE AL BUGETULUI LOCAL - CHELTUIELI**  
**SECTIUNEA DE DEZVOLTARE**  
**31.12.2016**

| Capi-<br>tol | Sub-<br>capi-<br>tol | Pa-<br>ra-<br>graf | Gru-<br>pa/<br>Titlu | Ar-<br>ti-<br>col | Ali-<br>ne-<br>at | Denumire indicator                                    | Credite de<br>angajament | Credite bugetare |            | Angajamente<br>bugetare | Angajamente<br>legale | Plati<br>efectuate | Angajamente<br>legale<br>de platit | Cheltuieli<br>efective |
|--------------|----------------------|--------------------|----------------------|-------------------|-------------------|---|--------------------------|------------------|------------|-------------------------|-----------------------|--------------------|------------------------------------|------------------------|
|              |                      |                    |                      |                   |                   |   |                          | 2                | 3          |                         |                       |                    |                                    |                        |
|              |                      |                    | <b>A</b>             |                   |                   | <b>B</b>  | <b>1</b>                 | <b>2</b>         | <b>3</b>   | <b>4</b>                | <b>5</b>              | <b>6</b>           | <b>7=5-6</b>                       | <b>8</b>               |
| 5002         |                      |                    | 70                   |                   |                   | TOTAL CHELTUIELI                                      |                          | 3.978.500        | 16.102.160 | 12.672.804              | 12.672.804            | 12.672.804         | 12.672.804                         | 1.938.064              |
|              |                      |                    | 71                   |                   |                   | CHELTUIELI DE CAPITAL                                 |                          | 3.978.500        | 16.102.160 | 12.672.804              | 12.672.804            | 12.672.804         | 12.672.804                         | 1.938.064              |
| 5100 02      |                      |                    | 71                   |                   |                   | TITLUL XIII ACTIVE NEFINANCIARE                       |                          | 3.978.500        | 16.102.160 | 12.672.804              | 12.672.804            | 12.672.804         | 12.672.804                         | 1.938.064              |
| 5102         |                      |                    | 70                   |                   |                   | Partea I-a SERVICII PUBLICE GENERALE                  |                          | 230.000          | 2.050.000  | 1.880.615               | 1.880.615             | 1.880.615          | 1.880.615                          | 198.615                |
|              |                      |                    | 71                   |                   |                   | AUTORITATI PUBLICE SI ACTIUNI EXTERNE                 |                          | 230.000          | 2.050.000  | 1.880.615               | 1.880.615             | 1.880.615          | 1.880.615                          | 198.118                |
|              |                      |                    | 70                   |                   |                   | CHELTUIELI DE CAPITAL                                 |                          | 230.000          | 2.050.000  | 1.880.615               | 1.880.615             | 1.880.615          | 1.880.615                          | 198.118                |
|              |                      |                    | 71                   |                   |                   | TITLUL XIII ACTIVE NEFINANCIARE                       |                          | 230.000          | 2.050.000  | 1.880.615               | 1.880.615             | 1.880.615          | 1.880.615                          | 198.118                |
|              |                      |                    | 71 01                |                   |                   | Active fixe   |                          | 230.000          | 2.050.000  | 1.880.615               | 1.880.615             | 1.880.615          | 1.880.615                          | 198.118                |
|              |                      |                    | 71 01 01             |                   |                   | Constructii   |                          | 230.000          | 2.050.000  | 1.880.615               | 1.880.615             | 1.880.615          | 1.880.615                          | 198.118                |
|              |                      |                    | 71 01 02             |                   |                   | Masini, echipamente si mijloace de transport          |                          | 230.000          | 1.805.000  | 1.638.793               | 1.638.793             | 1.638.793          | 1.638.793                          | 133.002                |
|              |                      |                    | 71 01 03             |                   |                   | Mobilier, aparatura birotica si alte active corporale |                          |                  |            |                         |                       |                    |                                    | 44.874                 |
|              |                      |                    | 71 01 30             |                   |                   | Alte active fixe (inclusiv reparatii capitale)        |                          | 230.000          | 245.000    | 241.822                 | 241.822               | 241.822            | 241.822                            | 20.242                 |
| 5402         |                      |                    | 70                   |                   |                   | ALTE SERVICII PUBLICE GENERALE                        |                          |                  |            | 241.822                 | 241.822               | 241.822            |                                    | 497                    |
|              |                      |                    | 71                   |                   |                   | CHELTUIELI DE CAPITAL                                 |                          |                  |            |                         |                       |                    |                                    | 497                    |
|              |                      |                    | 71 01                |                   |                   | TITLUL XIII ACTIVE NEFINANCIARE                       |                          |                  |            |                         |                       |                    |                                    | 497                    |
|              |                      |                    | 71 01 03             |                   |                   | Active fixe   |                          |                  |            |                         |                       |                    |                                    | 497                    |
|              |                      |                    | 71 01 03             |                   |                   | Mobilier, aparatura birotica si alte active corporale |                          |                  |            |                         |                       |                    |                                    | 497                    |
| 6500 02      |                      |                    |                      |                   |                   | Partea III-a CHELTUIELI SOCIAL-CULTURALE              |                          | 963.500          | 1.805.500  | 333.615                 | 333.615               | 333.615            | 333.615                            | 1.022.861              |
| 6502         |                      |                    |                      |                   |                   | INVATAMANT  |                          |                  | 27.000     | 25.900                  | 25.900                | 25.900             | 25.900                             | 468.620                |
|              |                      |                    | 70                   |                   |                   | CHELTUIELI DE CAPITAL                                 |                          |                  | 27.000     | 25.900                  | 25.900                | 25.900             | 25.900                             | 468.620                |
|              |                      |                    | 71                   |                   |                   | TITLUL XIII ACTIVE NEFINANCIARE                       |                          |                  | 27.000     | 25.900                  | 25.900                | 25.900             | 25.900                             | 468.620                |
|              |                      |                    | 71 01                |                   |                   | Active fixe   |                          |                  | 27.000     | 25.900                  | 25.900                | 25.900             | 25.900                             | 468.620                |
|              |                      |                    | 71 01 01             |                   |                   | Constructii   |                          |                  | 27.000     | 25.900                  | 25.900                | 25.900             | 25.900                             | 436.000                |
|              |                      |                    | 71 01 02             |                   |                   | Masini, echipamente si mijloace de                    |                          |                  | 27.000     | 25.900                  | 25.900                | 25.900             | 25.900                             |                        |

| Capi-<br>tol | Sub-<br>capi-<br>tol | Pa-<br>ra-<br>graf | Gru-<br>pa /<br>Titlu | Ar-<br>ti-<br>col | Ali-<br>ne-<br>at | Denumire indicator  | Credite de<br>angajament | Credite bugetare |            | Angajamente<br>bugetare | Angajamente<br>legale | Plati<br>efectuate | Angajamente<br>legale<br>de platit | Cheltuieli<br>efective |         |
|--------------|----------------------|--------------------|-----------------------|-------------------|-------------------|---|--------------------------|------------------|------------|-------------------------|-----------------------|--------------------|------------------------------------|------------------------|---------|
|              |                      |                    |                       |                   |                   |   |                          | initiale         | definitive |                         |                       |                    |                                    |                        |         |
| A            |                      |                    |                       |                   |                   | B   | 1                        | 2                | 3          | 4                       | 5                     | 6                  | 7=5-6                              | 8                      |         |
|              |                      |                    |                       |                   |                   | transport   |                          |                  |            |                         |                       |                    |                                    |                        |         |
|              |                      |                    | 71                    | 01                | 03                | Mobilier, aparatura birotica si alte<br>active corporale              |                          |                  |            |                         |                       |                    |                                    |                        | 23.623  |
|              |                      |                    | 71                    | 01                | 30                | Alte active fixe<br>(inclusiv reparatii capitale)                     |                          |                  | 27.000     | 25.900                  | 25.900                | 25.900             |                                    |                        | 8.997   |
| 6602         |                      |                    | 70                    |                   |                   | SANATATE  |                          | 165.000          | 165.000    | 161.400                 | 161.400               | 161.400            |                                    |                        | 548.937 |
|              |                      |                    | 71                    |                   |                   | CHELTUIELI DE CAPITAL   |                          | 165.000          | 165.000    | 161.400                 | 161.400               | 161.400            |                                    |                        | 548.937 |
|              |                      |                    | 71                    | 01                |                   | TITLUL XIII ACTIVE NEFINANCIARE                                       |                          | 165.000          | 165.000    | 161.400                 | 161.400               | 161.400            |                                    |                        | 548.937 |
|              |                      |                    | 71                    | 01                | 01                | Active fixe   |                          |                  |            |                         |                       |                    |                                    |                        | 548.937 |
|              |                      |                    | 71                    | 01                | 01                | Constructii   |                          |                  |            |                         |                       |                    |                                    |                        | 535.617 |
|              |                      |                    | 71                    | 01                | 02                | Masini, echipamente si mijloace de<br>transport                       |                          |                  |            |                         |                       |                    |                                    |                        | 13.320  |
|              |                      |                    | 71                    | 01                | 30                | Alte active fixe  |                          |                  |            |                         |                       |                    |                                    |                        |         |
|              |                      |                    |                       |                   |                   | (inclusiv reparatii capitale)   |                          | 165.000          | 165.000    | 161.400                 | 161.400               | 161.400            |                                    |                        |         |
| 6702         |                      |                    | 70                    |                   |                   | CULTURA, RECREERE SI RELIGIE  |                          | 798.500          | 1.613.500  | 146.315                 | 146.315               | 146.315            |                                    |                        | 5.304   |
|              |                      |                    | 71                    |                   |                   | CHELTUIELI DE CAPITAL   |                          | 798.500          | 1.613.500  | 146.315                 | 146.315               | 146.315            |                                    |                        | 5.304   |
|              |                      |                    | 71                    |                   |                   | TITLUL XIII ACTIVE NEFINANCIARE                                       |                          | 798.500          | 1.613.500  | 146.315                 | 146.315               | 146.315            |                                    |                        | 5.304   |
|              |                      |                    | 71                    | 01                |                   | Active fixe   |                          |                  |            |                         |                       |                    |                                    |                        |         |
|              |                      |                    | 71                    | 01                | 01                | Constructii   |                          | 700.000          | 1.515.000  | 66.000                  | 66.000                | 66.000             |                                    |                        | 5.304   |
|              |                      |                    | 71                    | 01                | 02                | Masini, echipamente si mijloace de<br>transport                       |                          | 700.000          | 1.515.000  | 66.000                  | 66.000                | 66.000             |                                    |                        |         |
|              |                      |                    | 71                    | 01                | 03                | Mobilier, aparatura birotica si alte<br>active corporale              |                          |                  |            |                         |                       |                    |                                    |                        | 4.473   |
|              |                      |                    | 71                    | 03                |                   | Reparatii capitale aferente activelor<br>fixe                         |                          | 98.500           | 98.500     | 80.315                  | 80.315                | 80.315             |                                    |                        | 831     |
| 7000         | 02                   |                    |                       |                   |                   | Partea IV-a SERVICII SI DEZVOLTARE<br>PUBLICA, LOCUINTE, MEDIU SI APE |                          | 370.000          | 370.000    | 182.484                 | 182.484               | 182.484            |                                    |                        | 119.300 |
| 7002         |                      |                    |                       |                   |                   | LOCUINTE, SERVICII SI DEZVOLTARE PUBLICA                              |                          | 370.000          | 370.000    | 182.484                 | 182.484               | 182.484            |                                    |                        | 112.870 |

| Capi-<br>tol | Sub-<br>capi-<br>tol | Pa-<br>ra-<br>graf | Gru-<br>pa /<br>Titlu | Ar-<br>ti-<br>col | Ali-<br>ne-<br>at | Denumire indicator                                    | Credite de<br>angajament | Credite bugetare |            | Angajamente<br>bugetare | Angajamente<br>legale | Plati<br>efectuate | Angajamente<br>legale<br>de platit | Cheltuieli<br>efective |
|--------------|----------------------|--------------------|-----------------------|-------------------|-------------------|---|--------------------------|------------------|------------|-------------------------|-----------------------|--------------------|------------------------------------|------------------------|
|              |                      |                    |                       |                   |                   |   |                          | initiale         | definitive |                         |                       |                    |                                    |                        |
| A            |                      |                    |                       |                   |                   | B   | 1                        | 2                | 3          | 4                       | 5                     | 6                  | 7=5-6                              | 8                      |
|              |                      |                    | 70                    |                   |                   | CHELTUIELI DE CAPITAL                                 |                          | 370.000          | 370.000    | 182.484                 | 182.484               | 182.484            |                                    | 112.870                |
|              |                      |                    | 71                    |                   |                   | TITLUL XIII ACTIVE NEFINANCIARE                       |                          | 370.000          | 370.000    | 182.484                 | 182.484               | 182.484            |                                    | 112.870                |
|              |                      |                    | 71                    | 01                |                   | Active fixe   |                          | 370.000          | 370.000    | 182.484                 | 182.484               | 182.484            |                                    | 112.870                |
|              |                      |                    | 71                    | 01                | 01                | Constructii   |                          |                  |            |                         |                       |                    |                                    | 1.416                  |
|              |                      |                    | 71                    | 01                | 02                | Masini, echipamente si mijloace de transport          |                          |                  |            |                         |                       |                    |                                    | 96.628                 |
|              |                      |                    | 71                    | 01                | 03                | Mobilier, aparatura birotica si alte active corporale |                          |                  |            |                         |                       |                    |                                    | 14.826                 |
|              |                      |                    | 71                    | 01                | 30                | Alte active fixe (inclusiv reparatii capitale)        |                          | 370.000          | 370.000    | 182.484                 | 182.484               | 182.484            |                                    | 6.430                  |
| 7402         |                      |                    | 70                    |                   |                   | PROTECTIA MEDIULUI                                    |                          |                  |            |                         |                       |                    |                                    | 6.430                  |
|              |                      |                    | 71                    |                   |                   | CHELTUIELI DE CAPITAL                                 |                          |                  |            |                         |                       |                    |                                    | 6.430                  |
|              |                      |                    | 71                    | 01                |                   | TITLUL XIII ACTIVE NEFINANCIARE                       |                          |                  |            |                         |                       |                    |                                    | 6.430                  |
|              |                      |                    | 71                    | 01                | 02                | Active fixe   |                          |                  |            |                         |                       |                    |                                    | 6.430                  |
|              |                      |                    | 71                    | 01                | 02                | Masini, echipamente si mijloace de transport          |                          |                  |            |                         |                       |                    |                                    | 5.767                  |
|              |                      |                    | 71                    | 01                | 03                | Mobilier, aparatura birotica si alte active corporale |                          |                  |            |                         |                       |                    |                                    | 663                    |
| 8000 02      |                      |                    |                       |                   |                   | Partea V-a ACTIUNI ECONOMICE                          |                          | 2.415.000        | 11.876.660 | 10.276.090              | 10.276.090            | 10.276.090         |                                    | 597.288                |
| 8402         |                      |                    |                       |                   |                   | TRANSPORTURI  |                          | 2.415.000        | 11.876.660 | 10.276.090              | 10.276.090            | 10.276.090         |                                    | 597.288                |
|              |                      |                    | 70                    |                   |                   | CHELTUIELI DE CAPITAL                                 |                          | 2.415.000        | 11.876.660 | 10.276.090              | 10.276.090            | 10.276.090         |                                    | 597.288                |
|              |                      |                    | 71                    |                   |                   | TITLUL XIII ACTIVE NEFINANCIARE                       |                          | 2.415.000        | 11.876.660 | 10.276.090              | 10.276.090            | 10.276.090         |                                    | 597.288                |
|              |                      |                    | 71                    | 01                |                   | Active fixe   |                          | 2.415.000        | 11.876.660 | 10.276.090              | 10.276.090            | 10.276.090         |                                    | 597.288                |
|              |                      |                    | 71                    | 01                | 01                | Constructii   |                          | 1.865.000        | 11.308.660 | 9.913.090               | 9.913.090             | 9.913.090          |                                    | 554.711                |
|              |                      |                    | 71                    | 01                | 02                | Masini, echipamente si mijloace de transport          |                          | 330.000          | 330.000    | 160.877                 | 160.877               | 160.877            |                                    | 42.577                 |
|              |                      |                    | 71                    | 01                | 30                | Alte active fixe (inclusiv reparatii capitale)        |                          | 220.000          | 238.000    | 202.123                 | 202.123               | 202.123            |                                    | 42.577                 |

| Capi-<br>tol | Sub-<br>capi-<br>tol | Pa-<br>ra-<br>graf | Gru-<br>pa /<br>Titlu | Ar-<br>ti-<br>col | Ali-<br>ne-<br>at | Denumire indicator         | Credite de<br>angajament | Credite bugetare |            | Angajamente<br>bugetare | Angajamente<br>legale | Plati<br>efectuate | Angajamente<br>legale<br>de platit | Cheltuieli<br>efective |
|--------------|----------------------|--------------------|-----------------------|-------------------|-------------------|----------------------------|--------------------------|------------------|------------|-------------------------|-----------------------|--------------------|------------------------------------|------------------------|
|              |                      |                    |                       |                   |                   |                            |                          | initiale         | definitive |                         |                       |                    |                                    |                        |
|              |                      |                    |                       |                   |                   | <b>B</b>                   | <b>1</b>                 | <b>2</b>         | <b>3</b>   | <b>4</b>                | <b>5</b>              | <b>6</b>           | <b>7=5-6</b>                       | <b>8</b>               |
| 9902         | 97                   |                    |                       |                   |                   | excedent/deficit sect dezv |                          | -1.035.000       | -2.152.110 |                         |                       |                    | 7=5-6                              | 8                      |

Conducatorul institutiei,

Conducatorul compartimentului  
financiar-contabil



*[Handwritten signature in blue ink]*

CONTUL DE EXECUTIE AL INSTITUTIILOR PUBLICE FINANTATE  
DIN VENITURI PROPRII SI SUBVENTII DIN BUGETUL LOCAL - VENITURI  
SECTIUNEA DE DEZVOLTARE  
31.12.2016

| Cpt-Sub-<br>al capi-<br>tol graf | Pa-<br>ra-<br>gra-<br>ful | Gru-<br>pa /<br>Titlu | Ali-<br>ne-<br>at | Denumire indicator   | Prevederi<br>bugetare<br>initiale | Prevederi<br>bugetare<br>definitive | Drepturi constatate |                        | Incasari<br>realizate | Stingeri pe<br>alte cai<br>decat incasari | Drepturi<br>constatate<br>de incasat |         |
|----------------------------------|---------------------------|-----------------------|-------------------|--|-----------------------------------|-------------------------------------|---------------------|------------------------|-----------------------|---|--------------------------------------|---------|
|                                  |                           |                       |                   |  |                                   |                                     | Total,<br>din care: | din anii<br>precedenti |                       |   |                                      |         |
| A                                |                           |                       |                   | B  | 1                                 | 2                                   | 3=4+5               | 4                      | 5                     | 6   | 7                                    | 8=3-6-7 |
| 01                               | 10                        |                       |                   | TOTAL VENITURI-VENITURI  | 118.400                           | 118.400                             | 29.866              | 29.866                 | 29.866                |   |                                      |         |
| 02                               |                           |                       |                   | I. VENITURI CURENTE  | 35.400                            | 35.400                              |                     |                        |                       |   |                                      |         |
| 00                               |                           |                       |                   | C. VENITURI NEFISCALE  | 35.400                            | 35.400                              |                     |                        |                       |   |                                      |         |
| 00                               |                           |                       |                   | C2. VANZARI DE BUNURI SI SERVICII                                      | 35.400                            | 35.400                              |                     |                        |                       |   |                                      |         |
| 10                               |                           |                       |                   | TRANSFERURI VOLUNTARE, ALTELE DECAT<br>SUBVENTIILE                     | 35.400                            | 35.400                              |                     |                        |                       |   |                                      |         |
| 04                               |                           |                       |                   | Varsaminte din sectiunea de functionare                                | 35.400                            | 35.400                              |                     |                        |                       |   |                                      |         |
| 10                               |                           |                       |                   | SUME PRIMITE DE LA UE/ALTI DONATORI IN<br>CONTUL PLATILOR EFECTUATE SI | 83.000                            | 83.000                              | 29.866              | 29.866                 | 29.866                |   |                                      |         |
| 01                               |                           |                       |                   | Fondul european de Dezvoltare Regionala                                | 30.000                            | 30.000                              |                     |                        |                       |   |                                      |         |
| 01                               |                           |                       |                   | Sume primite in contul platilor<br>efectuate in anul curent            | 30.000                            | 30.000                              |                     |                        |                       |   |                                      |         |
| 02                               |                           |                       |                   | Fondul Social European   | 83.000                            | 53.000                              | 29.866              | 29.866                 | 29.866                |   |                                      |         |
| 01                               |                           |                       |                   | Sume primite in contul platilor<br>efectuate in anul curent            | 68.000                            |                                     |                     |                        |                       |   |                                      |         |
| 02                               |                           |                       |                   | Sume primite in contul platilor<br>efectuate in anii anteriori         | 15.000                            | 53.000                              | 29.866              | 29.866                 | 29.866                |   |                                      |         |

**DETALIEREA CHELTUIELILOR  
INSTITUTII PUBLICE FINANTATE DIN VENITURI PROPRII  
SI SUBVENTII DIN BUGETUL LOCAL  
SECTIUNEA DE DEZVOLTARE  
31.12.2016**

Pag. 1 - lei-

| Capi-<br>tol | Sub-<br>capi-<br>tol | Pa-<br>ra-<br>graf | Gru-<br>pa /<br>Titlu | Ar-<br>ti-<br>col | Ali-<br>ne-<br>at | Denumire indicator  | Credite de<br>angajament | Credite bugetare |            | Angajamente<br>legale | Plati<br>efectuate | Angajamente<br>legale<br>de platit | Cheltuieli<br>efective |   |
|--------------|----------------------|--------------------|-----------------------|-------------------|-------------------|---|--------------------------|------------------|------------|-----------------------|--------------------|------------------------------------|------------------------|---|
|              |                      |                    |                       |                   |                   |   |                          | initiale         | definitive |                       |                    |                                    |                        |   |
| A            |                      |                    |                       |                   |                   | B   | 1                        | 2                | 3          | 4                     | 5                  | 6                                  | 7=5-6                  | 8 |
| 5010         |                      |                    |                       |                   |                   | TOTAL CHELTUIELI DIN VENITURI PROPRII<br>SI SUBVENTII                         |                          | 143.000          | 652.000    | 527.690               | 527.690            | 527.690                            | 139.916                |   |
|              | 01                   |                    |                       |                   |                   | CHELTUIELI CURENTE  |                          | 83.000           | 83.000     | 29.866                | 29.866             | 29.866                             | 139.916                |   |
|              | 56                   |                    |                       |                   |                   | TITLUL VIII PROIECTE CU FINANTARE DIN<br>FONDURI EXTERNE NERAMBURSABILE (FEN) |                          | 83.000           | 83.000     | 29.866                | 29.866             | 29.866                             | 139.916                |   |
|              | 70                   |                    |                       |                   |                   | POSTADERARE   |                          | 60.000           | 569.000    | 497.824               | 497.824            | 497.824                            | 139.916                |   |
|              | 71                   |                    |                       |                   |                   | CHELTUIELI DE CAPITAL   |                          | 60.000           | 569.000    | 497.824               | 497.824            | 497.824                            | 139.916                |   |
| 6510         |                      |                    |                       |                   |                   | TITLUL XIII ACTIVE NEFINANCIARE   |                          | 83.000           | 83.000     | 29.866                | 29.866             | 29.866                             | 3.922                  |   |
|              | 01                   |                    |                       |                   |                   | INVATAMANT  |                          | 83.000           | 83.000     | 29.866                | 29.866             | 29.866                             | 3.922                  |   |
|              | 56                   |                    |                       |                   |                   | CHELTUIELI CURENTE  |                          | 83.000           | 83.000     | 29.866                | 29.866             | 29.866                             | 3.922                  |   |
|              |                      |                    |                       |                   |                   | TITLUL VIII PROIECTE CU FINANTARE DIN<br>FONDURI EXTERNE NERAMBURSABILE (FEN) |                          | 83.000           | 83.000     | 29.866                | 29.866             | 29.866                             | 3.922                  |   |
|              |                      |                    |                       |                   |                   | POSTADERARE   |                          | 83.000           | 83.000     | 29.866                | 29.866             | 29.866                             | 3.922                  |   |
|              | 56                   | 02                 |                       |                   |                   | Programe din Fondul Social European (FSE)                                     |                          | 83.000           | 83.000     | 29.866                | 29.866             | 29.866                             | 3.922                  |   |
|              | 56                   | 02                 | 03                    |                   |                   | Cheltuieli neeligibile  |                          | 83.000           | 83.000     | 29.866                | 29.866             | 29.866                             | 3.922                  |   |
| 6810         |                      |                    |                       |                   |                   | CHELTUIELI DE CAPITAL   |                          |                  |            |                       |                    |                                    | 3.922                  |   |
|              | 70                   |                    |                       |                   |                   | TITLUL XIII ACTIVE NEFINANCIARE   |                          |                  |            |                       |                    |                                    | 3.922                  |   |
|              | 71                   |                    |                       |                   |                   | Active fixe   |                          |                  |            |                       |                    |                                    | 3.922                  |   |
|              | 71                   | 01                 |                       |                   |                   | Masini, echipamente si mijloace de<br>transport                               |                          |                  |            |                       |                    |                                    | 3.922                  |   |
|              | 71                   | 01                 |                       |                   |                   | ASIGURARI SI ASISTENTA SOCIALA  |                          |                  |            |                       |                    |                                    | 471                    |   |
|              | 71                   | 01                 |                       |                   |                   | CHELTUIELI DE CAPITAL   |                          |                  |            |                       |                    |                                    | 471                    |   |
|              | 71                   | 01                 |                       |                   |                   | TITLUL XIII ACTIVE NEFINANCIARE   |                          |                  |            |                       |                    |                                    | 471                    |   |
|              | 71                   | 01                 |                       |                   |                   | Active fixe   |                          |                  |            |                       |                    |                                    | 471                    |   |
|              | 71                   | 01                 |                       |                   |                   | Mobilier, aparatura biroutica si alte<br>active corporale                     |                          |                  |            |                       |                    |                                    | 471                    |   |
| 7010         |                      |                    |                       |                   |                   | LOCUINTE, SERVICII SI DEZVOLTARE PUBLICA                                      |                          | 60.000           | 60.000     | 60.000                | 60.000             | 60.000                             | 471                    |   |
|              |                      |                    |                       |                   |                   | CHELTUIELI DE CAPITAL   |                          | 60.000           | 60.000     | 60.000                | 60.000             | 60.000                             | 471                    |   |

| Capi-<br>tol | Sub-<br>capi-<br>tol | Pa-<br>ra-<br>graf | Gru-<br>pa /<br>Titlu | Ar-<br>ti-<br>col | Ali-<br>ne-<br>at | Denumire indicator                                    | Credite de<br>angajament | Credite bugetare |            | Angajamente<br>bugetare | Angajamente<br>legale | Plati<br>efectuate | Angajamente<br>legale<br>de platit | Cheltuieli<br>efective |
|--------------|----------------------|--------------------|-----------------------|-------------------|-------------------|---|--------------------------|------------------|------------|-------------------------|-----------------------|--------------------|------------------------------------|------------------------|
|              |                      |                    |                       |                   |                   |   |                          | initiale         | definitive |                         |                       |                    |                                    |                        |
| A            |                      |                    |                       |                   |                   | B   | 1                        | 2                | 3          | 4                       | 5                     | 6                  | 7=5-6                              | 8                      |
|              |                      |                    | 71                    |                   |                   | TITLUL XIII ACTIVE NEFINANCIARE                       |                          | 60.000           | 60.000     |                         |                       |                    |                                    |                        |
|              |                      |                    | 71                    | 03                |                   | Reparatii capitale aferente activelor fixe            |                          | 60.000           | 60.000     |                         |                       |                    |                                    |                        |
| 8310         |                      |                    | 70                    |                   |                   | AGRICULTURA, SILVICULTURA, SI VANATOARE               |                          |                  |            |                         |                       |                    |                                    | 92.163                 |
|              |                      |                    | 71                    |                   |                   | CHELTUIELI DE CAPITAL                                 |                          |                  |            |                         |                       |                    |                                    | 92.163                 |
|              |                      |                    | 71                    | 01                |                   | TITLUL XIII ACTIVE NEFINANCIARE                       |                          |                  |            |                         |                       |                    |                                    | 92.163                 |
|              |                      |                    | 71                    | 01                |                   | Active fixe   |                          |                  |            |                         |                       |                    |                                    | 92.163                 |
|              |                      |                    | 71                    | 01                | 02                | Masini, echipamente si mijloace de transport          |                          |                  |            | 497.824                 | 497.824               | 497.824            | 497.824                            | 43.360                 |
| 8710         |                      |                    | 70                    |                   |                   | ALTE ACTIUNI ECONOMICE                                |                          |                  |            | 497.824                 | 497.824               | 497.824            | 497.824                            | 43.360                 |
|              |                      |                    | 71                    |                   |                   | CHELTUIELI DE CAPITAL                                 |                          |                  |            | 497.824                 | 497.824               | 497.824            | 497.824                            | 43.360                 |
|              |                      |                    | 71                    |                   |                   | TITLUL XIII ACTIVE NEFINANCIARE                       |                          |                  |            | 497.824                 | 497.824               | 497.824            | 497.824                            | 43.360                 |
|              |                      |                    | 71                    | 01                |                   | Active fixe   |                          |                  |            | 497.824                 | 497.824               | 497.824            | 497.824                            | 43.360                 |
|              |                      |                    | 71                    | 01                | 01                | Constructii   |                          |                  |            | 497.824                 | 497.824               | 497.824            | 497.824                            | 43.360                 |
|              |                      |                    | 71                    | 01                | 02                | Masini, echipamente si mijloace de transport          |                          |                  |            | 497.824                 | 497.824               | 497.824            | 497.824                            | 43.360                 |
|              |                      |                    | 71                    | 01                | 03                | Mobilier, aparatura birotica si alte active corporale |                          |                  |            |                         |                       |                    |                                    | 41.354                 |
| 9910         | 97                   |                    |                       |                   |                   | excedent/deficit sect dezv                            |                          | -24.600          | -533.600   |                         |                       |                    |                                    | 2.006                  |

Conducatorul compartimentului  
financiar-contabil

Conducatorul institutiei,